

## Jupiter Merlin Bal Pfl I Acc

### Fund Information

**Sector**

IA Mixed Investment 40-85% Shares

**Manager's Name**

 John Chatfeild-Roberts  
 Algy Smith-Maxwell  
 David Lewis  
 Amanda Sillars

**Date Manager Appointed**

Oct 2002

**Launch Date**

Sep 2011

**Fund Size(£m)**

£1816.20

**Yield\*** (See page2)

2.10 %

**XD Dates**

Jun 01, Dec 02

**Last Distribution**

 01/06/20 (XD Date)  
 31/07/20 (Pay Date)  
 2.42(Distribution)

**OCF**

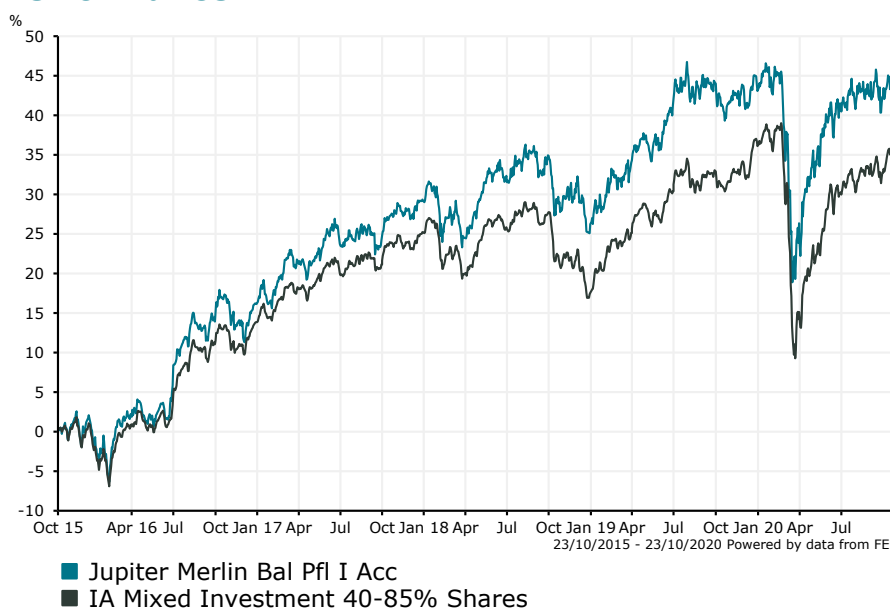
1.56 %

### Fund Aim


Objective: The objective of the Fund is to provide a return, net of fees, that is higher than the IA Mixed Investment 40%-85% Shares Sector average over the long term (at least five years). Policy: At least 70% of the Fund is invested in collective investment schemes (including funds managed by Jupiter and its associates). Up to 30% of the Fund may be invested in other assets, including shares of companies and cash and near cash.

**Sector:** IA Mixed Investment 40-85% Shares

### Performance



**Morningstar Analyst Rating**  
Neutral

**FE Crown Rating**  


#### Discrete Performance - 12 months to 31/12/19

	2019	2018	2017	2016	2015
Fund	13.34	-2.29	11.24	14.20	6.01
Stock Sector Average	15.78	-6.11	9.98	12.87	2.66

#### Cumulative Performance to 30/09/20

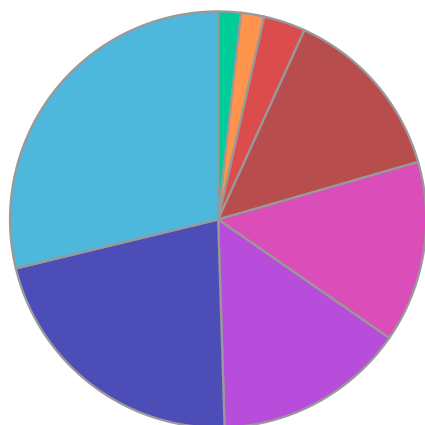
	1 Yr	2 Yrs	3 Yrs	4 Yrs	5 Yrs
Fund	-1.26	5.43	14.53	24.89	48.63
Stock Sector Average	-0.19	4.00	9.56	19.52	37.92

#### Performance Analysis - Annualised 3 years

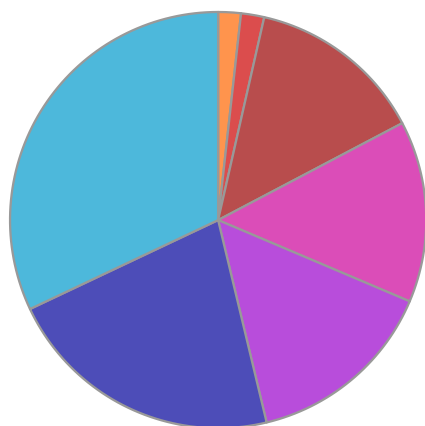
	Growth Rate %	Volatility	Alpha	Beta	Sharpe
Fund	4.63	9.32	2.03	0.81	0.12
Stock Sector Average	3.09	10.81	0.00	1.00	0.00

Jupiter Merlin Bal Pfl I Acc

**Fund Composition**



	(%)
International Equities	28.78
UK Equities	21.72
Fixed Interest	14.87
Others	14.10
US Equities	13.73
International Equities	3.25
Money Market	1.80
Japanese Equities	1.76



	(%)
International	32.03
UK	21.72
Not Specified	14.87
Others	14.10
USA	13.73
Money Market	1.80
Japan	1.76

**Largest Holdings**

Holdings	(%)
FUNDSMITH EQUITY I INC	15.31
TB EVENLODE INCOME C INC	13.60
FINDLAY PARK FUNDS AMERICAN USD	13.04
ALLIANZ STRATEGIC BOND I INC	10.13
WISDOMTREE METAL SECURITIES LIMITED WT PHYSICAL GOLD USD	8.62

Holdings	(%)
JGF-JUPITER GLOBAL VALUE I ACC GBP	7.65
JUPITER STRATEGIC BOND I INC	4.73
JUPITER INCOME TRUST L INC	4.34
PRUSIK ASIAN EQUITY INCOME 2X USD	3.52
ROYAL LONDON UK EQUITY INCOME Z INC	3.18

\* Data supplied by fund managers regarding fixed interests funds may not specify yield type. As the provision of redemption yield is an FCA regulatory requirement Novia assumes these are used.

**Important Information**

Performance details and yields are as at 30/09/2020. Performance figures are inclusive of net reinvested income. Source: FE. This document is designed only for professional investors and experienced advisers. The value of investments and the income gained may fluctuate. Investors may not get back the full amount invested. Past performance is not a guide to the future.