

Jupiter Mthly Alt Inc I Acc

Fund Information

Sector

IA Specialist

Manager's Name

Richard Curling

Date Manager Appointed

Jan 2012

Launch Date

Sep 2011

Fund Size(£m)

£204.91

Yield* (See page2)

5.00 %

XD Dates

Oct 01, Sep 01, Aug 03, Jul 01

Last Distribution

01/10/20 (XD Date)

30/11/20 (Pay Date)

0.46(Distribution)

OCF

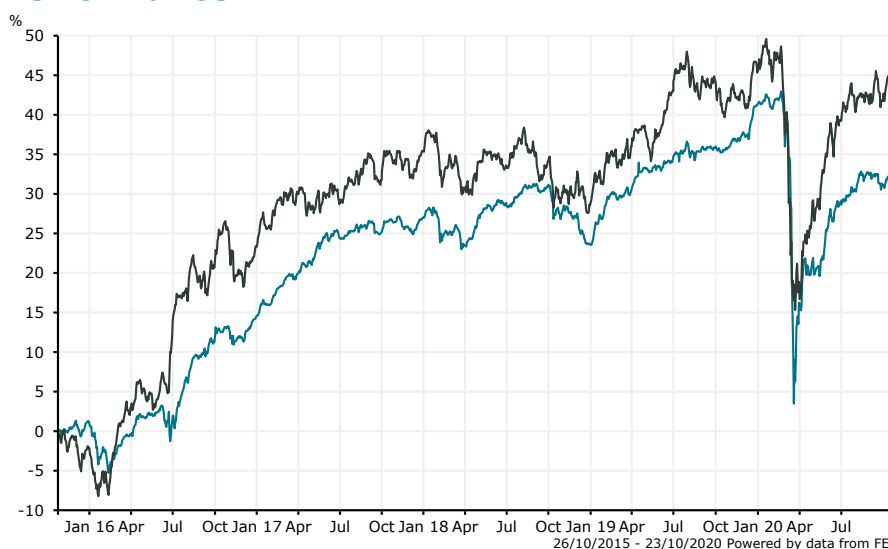
0.94 %

Fund Aim

Objective: The objective of the Fund is to provide a level of income, net of fees, that is at least 3% per annum higher than the Consumer Price Index, together with prospects of capital growth over the long term (at least five years). Policy: At least 70% of the Fund is invested in shares of closed-ended investment companies listed on the London Stock Exchange that offer a range of exposures, particularly to alternative asset classes. Up to 30% of the Fund may be invested in other assets, including shares of other companies, open-ended funds (including funds managed by Jupiter and its associates), cash and near cash.

Sector: IA Specialist

Performance



■ Jupiter Mthly Alt Inc I Acc
■ IA Specialist

Morningstar Analyst Rating

N/A

FE Crown Rating

Discrete Performance - 12 months to 31/12/19

	2019	2018	2017	2016	2015
Fund	14.25	-2.66	10.95	13.08	6.51
Stock Sector Average	13.04	-5.05	9.73	26.17	-5.66

Cumulative Performance to 30/09/20

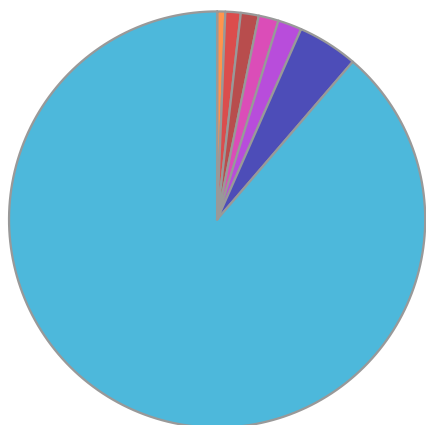
	1 Yr	2 Yrs	3 Yrs	4 Yrs	5 Yrs
Fund	-3.56	0.08	4.69	17.71	34.52
Stock Sector Average	-1.74	5.71	7.58	17.45	48.67

Performance Analysis - Annualised 3 years

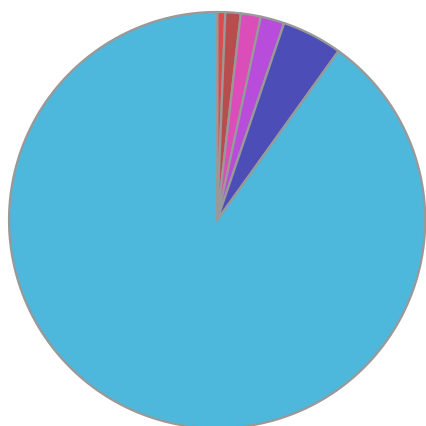
	Growth Rate %	Volatility	Alpha	Beta	Sharpe
Fund	1.54	10.64	-0.47	0.82	0.00
Stock Sector Average	2.46	11.94	0.00	1.00	0.00

Jupiter Mthly Alt Inc I Acc

Fund Composition



	(%)
UK Equities	88.69
Money Market	4.69
North American Equities	1.85
Luxembourg Equities	1.55
UK Fixed Interest	1.39
Irish Equities	1.19
African Equity	0.62
Indian Equities	0.01



	(%)
UK	90.09
Money Market	4.69
Bermuda	1.85
Luxembourg	1.55
Ireland	1.19
Mauritius	0.62
India	0.01

Largest Holdings

Holdings	(%)
BIOPHARMA CREDIT	4.37
SUPERMARKET INCOME REIT	4.30
HIPGNOSIS SONGS LIMITED C NPV	3.97
SEQUOIA ECONOMIC INFRASTRUCTURE INCOME	3.73
3I INFRASTRUCTURE PLC	3.17

Holdings	(%)
APAX GLOBAL ALPHA LIMITED ORD NPV	3.00
RENEWABLES INFRASTRUCTURE GRP(THE)	2.99
GREENCOAT UK WIND PLC	2.93
TARGET HEALTHCARE REIT LTD	2.86
PRIMARY HEALTH PROPERTIES	2.81

* Data supplied by fund managers regarding fixed interests funds may not specify yield type. As the provision of redemption yield is an FCA regulatory requirement Novia assumes these are used.

Important Information

Performance details and yields are as at 30/09/2020. Performance figures are inclusive of net reinvested income. Source: FE. This document is designed only for professional investors and experienced advisers. The value of investments and the income gained may fluctuate. Investors may not get back the full amount invested. Past performance is not a guide to the future.