

Jupiter UK Growth I Acc

Fund Information

Sector

IA UK All Companies

Manager's Name

Chris Smith

Date Manager Appointed

Jul 2020

Launch Date

Sep 2011

Fund Size(£m)

£509.51

Yield* (See page2)

1.30 %

XD Dates

Jul 01, Jan 02

Last Distribution

01/07/20 (XD Date)

31/08/20 (Pay Date)

0.28(Distribution)

OCF

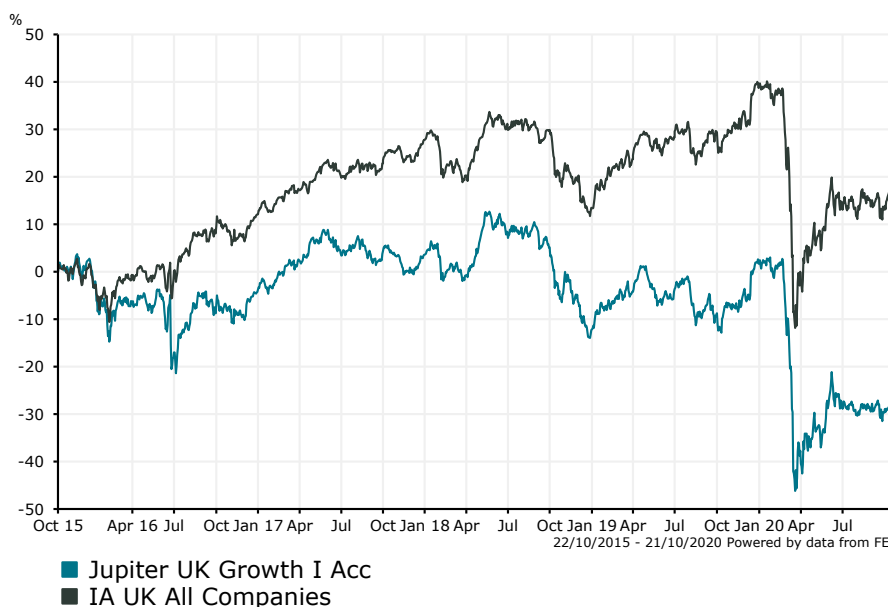
0.99 %

Fund Aim

Objective: The objective of the Fund is to provide a return, net of fees, higher than that provided by the FTSE All Share Index over the long term (at least five years). Policy: At least 70% of the Fund is invested in shares of companies based in the UK (i.e. companies domiciled, headquartered or which conduct a majority of their business activity, in the UK). Up to 30% of the Fund may be invested in other assets, including shares of companies based anywhere in the world, open-ended funds (including funds managed by Jupiter and its associates), cash and near cash.

Sector: IA UK All Companies

Performance


Morningstar Analyst Rating

N/A

FE Crown Rating

Discrete Performance - 12 months to 31/12/19

	2019	2018	2017	2016	2015
Fund	15.94	-15.30	8.15	-6.41	7.53
Stock Sector Average	22.24	-11.19	13.99	10.82	4.86

Cumulative Performance to 30/09/20

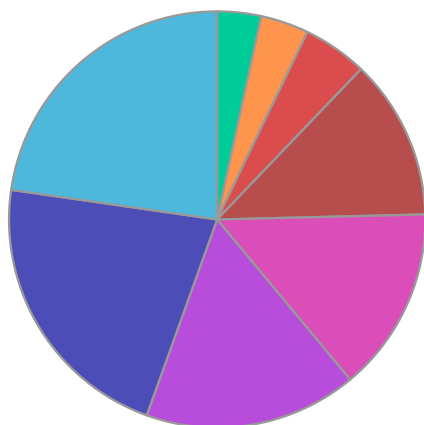
	1 Yr	2 Yrs	3 Yrs	4 Yrs	5 Yrs
Fund	-22.68	-33.09	-32.24	-22.94	-28.63
Stock Sector Average	-12.76	-12.78	-7.95	4.61	16.90

Performance Analysis - Annualised 3 years

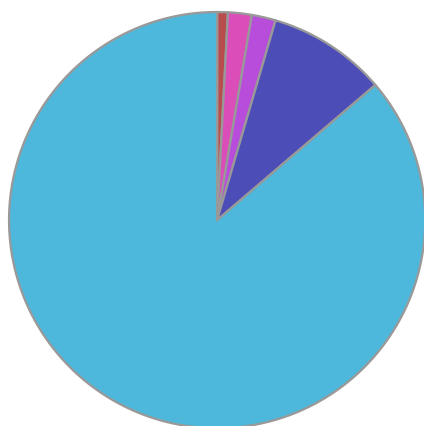
	Growth Rate %	Volatility	Alpha	Beta	Sharpe
Fund	-12.17	23.32	-7.88	1.33	-0.04
Stock Sector Average	-2.72	16.89	0.00	1.00	-0.01

Jupiter UK Growth I Acc

Fund Composition



	(%)
Consumer Services	22.72
Industrials	21.78
Consumer Goods	16.53
Health Care	14.35
Financials	12.46
Money Market	5.01
Basic Materials	3.73
Technology	3.41



	(%)
UK Equities	86.25
US Equities	9.22
Canadian Equities	1.86
Danish Equities	1.84
Money Market	0.83

Largest Holdings

Holdings	(%)
EXPERIAN PLC	7.41
PURETECH HEALTH PLC	7.03
AVAST PLC	6.37
LEGAL & GENERAL GROUP	4.90
TAYLOR WIMPEY PLC	4.44

Holdings	(%)
TALK TALK TELECOM GROUP PLC	4.11
MANCHESTER UTD PLC	3.86
HOWDEN JOINERY GROUP PLC	3.83
INCHCAPE PLC	3.78
BARCLAYS PLC	3.76

* Data supplied by fund managers regarding fixed interests funds may not specify yield type. As the provision of redemption yield is an FCA regulatory requirement Novia assumes these are used.

Important Information

Performance details and yields are as at 30/09/2020. Performance figures are inclusive of net reinvested income. Source: FE. This document is designed only for professional investors and experienced advisers. The value of investments and the income gained may fluctuate. Investors may not get back the full amount invested. Past performance is not a guide to the future.