

Jupiter European I Inc

Fund Information

Sector

IA Europe Excluding UK

Manager's Name

 Mark Heslop
 Mark Nichols

Date Manager Appointed

Oct 2019

Launch Date

Sep 2011

Fund Size(£m)

£4509.88

Yield* (See page2)

0.10 %

XD Dates

Jul 01

Last Distribution

 01/07/20 (XD Date)
 31/08/20 (Pay Date)
 4.02(Distribution)

OCF

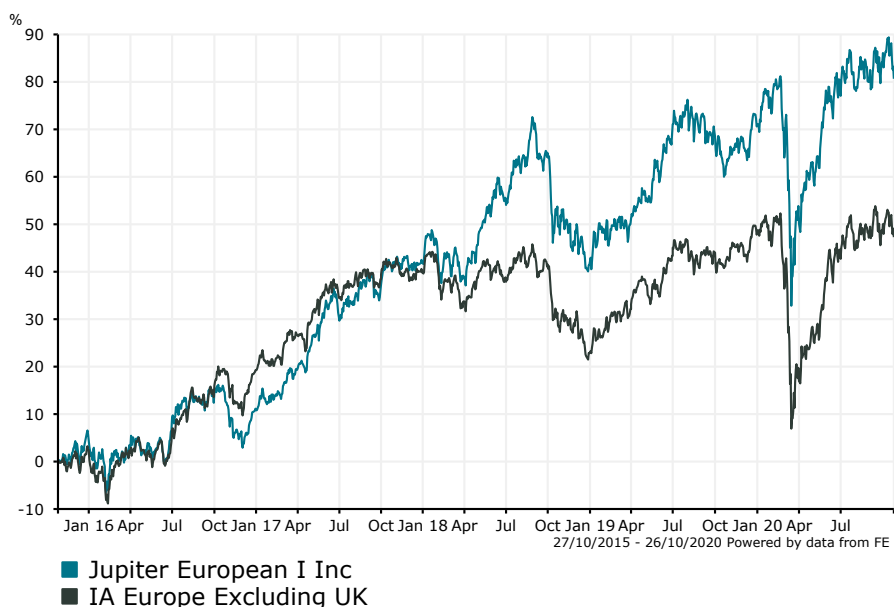
1.02 %

Fund Aim

Objective: The objective of the Fund is to provide a return, net of fees, higher than that provided by the FTSE World Europe Ex UK Index over the long term (at least five years). Policy: At least 70% of the Fund is invested in shares of companies that are based in Europe (excluding the UK). Up to 30% of the Fund may be invested in other assets, including shares of companies based anywhere in the world and other closed or open-ended funds (including funds managed by Jupiter and its associates), as well as cash and near cash.

Sector: IA Europe Excluding UK

Performance


Morningstar Analyst Rating

Bronze

FE Crown Rating

Discrete Performance - 12 months to 31/12/19

	2019	2018	2017	2016	2015
Fund	20.59	-0.33	27.71	5.18	22.89
Stock Sector Average	20.33	-12.16	17.29	16.41	9.27

Cumulative Performance to 30/09/20

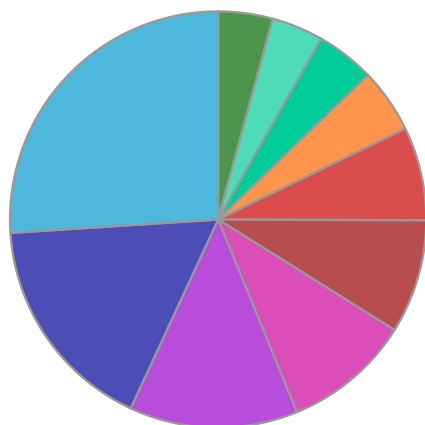
	1 Yr	2 Yrs	3 Yrs	4 Yrs	5 Yrs
Fund	8.69	12.20	35.39	63.89	90.40
Stock Sector Average	3.06	5.28	7.27	30.74	54.80

Performance Analysis - Annualised 3 years

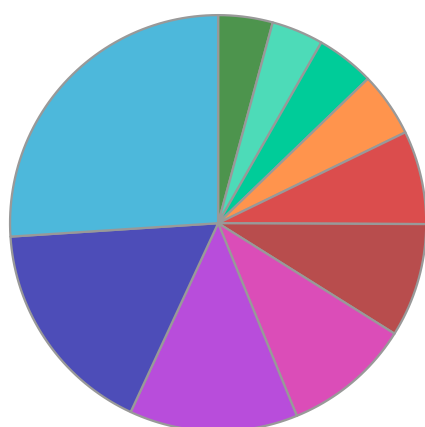
	Growth Rate %	Volatility	Alpha	Beta	Sharpe
Fund	10.63	13.26	8.66	0.80	0.54
Stock Sector Average	2.37	14.03	0.00	1.00	0.00

Jupiter European I Inc

Fund Composition



	(%)
French Equities	26.03
Dutch Equities	17.07
German Equities	13.08
Danish Equities	9.92
Spanish Equities	8.84
Swiss Equities	7.26
UK Equities	5.02
Italian Equities	4.53
Swedish Equities	4.03
Others	4.23



	(%)
France	26.03
Netherlands	17.07
Germany	13.08
Denmark	9.92
Spain	8.84
Switzerland	7.26
UK	5.02
Italy	4.53
Sweden	4.03
Others	4.23

Largest Holdings

Holdings	(%)
NOVO-NORDISK AS	7.15
ADIDAS AG	6.79
DASSAULT SYSTEMES SA	6.62
RELX NV	6.40
EXPERIAN PLC	5.02

Holdings	(%)
BIOMERIEUX	5.02
AMADEUS IT GROUP SA	4.58
DEUTSCHE BORSE AG	4.40
GRIFOLS SA	4.26
EDENRED	4.01

* Data supplied by fund managers regarding fixed interests funds may not specify yield type. As the provision of redemption yield is an FCA regulatory requirement Novia assumes these are used.

Important Information

Performance details and yields are as at 30/09/2020. Performance figures are inclusive of net reinvested income. Source: FE. This document is designed only for professional investors and experienced advisers. The value of investments and the income gained may fluctuate. Investors may not get back the full amount invested. Past performance is not a guide to the future.