

Jupiter Merlin Worldwide Ptf I Acc

Fund Information

Sector
IA Global

Manager's Name
John Chatfeild-Roberts
Algy Smith-Maxwell
David Lewis
Amanda Sillars

Date Manager Appointed
Apr 1997

Launch Date
Sep 2011

Fund Size (£m)
£464.17

Yield* (See page2)
0.20 %

XD Dates
Jun 01

Last Distribution
01/06/20 (XD Date)
31/07/20 (Pay Date)
0.90(Distribution)

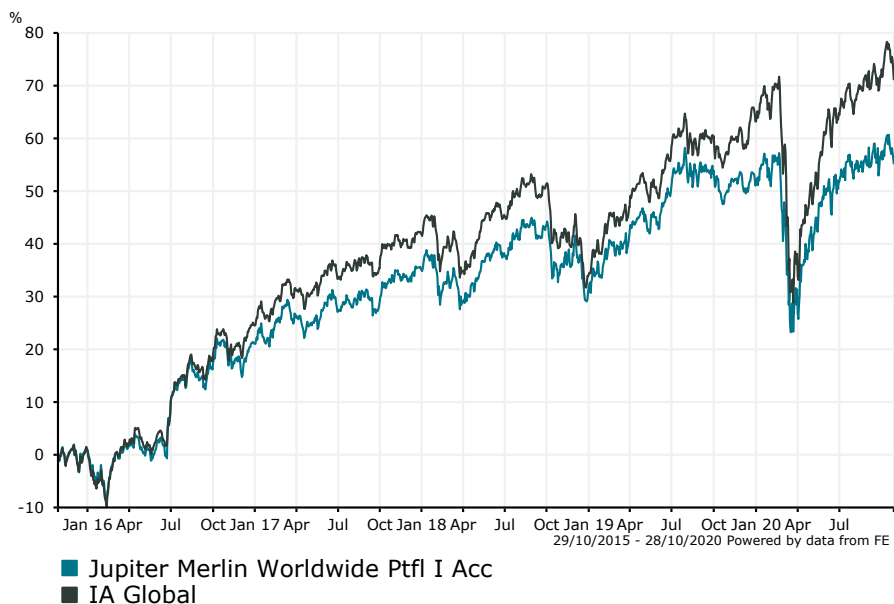
OCF
1.77 %

Fund Aim

Objective: The objective of the Fund is to provide a return, net of fees, higher than the IA Global Sector average over the long term (five years). Policy: At least 70% of the Fund is invested in collective investment schemes. Up to 30% of the Fund may be invested in other assets, including shares of companies, cash and near cash.

Sector: IA Global

Performance



Morningstar Analyst Rating
N/A

FE Crown Rating
👑👑👑👑👑

Discrete Performance - 12 months to 31/12/19

| | 2019 | 2018 | 2017 | 2016 | 2015 |
|----------------------|-------|-------|-------|-------|------|
| Fund | 15.33 | -3.20 | 11.74 | 19.66 | 4.18 |
| Stock Sector Average | 21.92 | -5.72 | 14.02 | 23.33 | 2.77 |

Cumulative Performance to 30/09/20

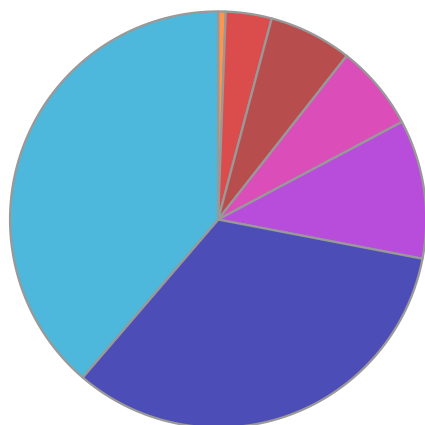
| | 1 Yr | 2 Yrs | 3 Yrs | 4 Yrs | 5 Yrs |
|----------------------|------|-------|-------|-------|-------|
| Fund | 2.12 | 9.15 | 21.99 | 34.77 | 67.12 |
| Stock Sector Average | 7.19 | 13.60 | 26.81 | 45.73 | 83.83 |

Performance Analysis - Annualised 3 years

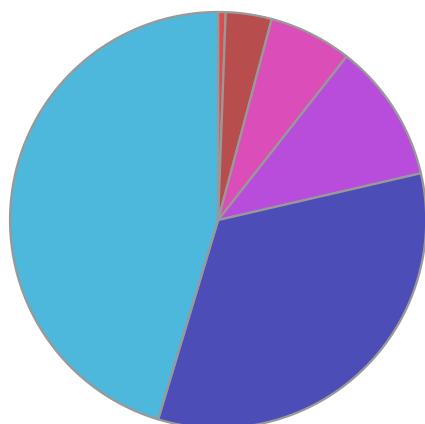
| | Growth Rate % | Volatility | Alpha | Beta | Sharpe |
|----------------------|---------------|------------|-------|------|--------|
| Fund | 6.85 | 12.14 | -0.21 | 0.85 | 0.28 |
| Stock Sector Average | 8.24 | 13.76 | 0.00 | 1.00 | 0.34 |

Jupiter **Merlin Worldwide Pftl I Acc**

Fund Composition



| | (%) |
|------------------------|-------|
| International Equities | 38.72 |
| US Equities | 33.27 |
| Others | 10.79 |
| International Equities | 6.63 |
| Japanese Equities | 6.45 |
| European Equities | 3.57 |
| Money Market | 0.58 |



| | (%) |
|---------------|-------|
| International | 45.35 |
| USA | 33.27 |
| Others | 10.79 |
| Japan | 6.45 |
| Europe | 3.57 |
| Money Market | 0.58 |

Largest Holdings

| Holdings | (%) |
|--|-------|
| FINDLAY PARK FUNDS AMERICAN USD | 34.05 |
| FUNDSMITH EQUITY I INC | 21.34 |
| M&G GLOBAL DIVIDEND A INC GBP | 7.81 |
| JGF-JUPITER GLOBAL VALUE I ACC GBP | 7.09 |
| WISDOMTREE METAL SECURITIES LIMITED WT PHYSICAL GOLD USD | 6.66 |

| Holdings | (%) |
|---|------|
| FP CRUX EUROPEAN SPECIAL SITUATIONS I INC GBP | 3.97 |
| FIRST SENTIER ASIA FOCUS B ACC GBP | 3.77 |
| BLACKROCK GOLD & GENERAL DI ACC | 3.72 |
| LF MORANT WRIGHT JAPAN B ACC | 3.25 |
| JGF-JUPITER JAPAN SELECT L A INC GBP | 3.02 |

* Data supplied by fund managers regarding fixed interests funds may not specify yield type. As the provision of redemption yield is an FCA regulatory requirement Novia assumes these are used.

Important Information

Performance details and yields are as at 30/09/2020. Performance figures are inclusive of net reinvested income. Source: FE. This document is designed only for professional investors and experienced advisers. The value of investments and the income gained may fluctuate. Investors may not get back the full amount invested. Past performance is not a guide to the future.