

Jupiter UK Special Situations I Inc

Fund Information

Sector

IA UK All Companies

Manager's Name

Ben Whitmore

Date Manager Appointed

Nov 2006

Launch Date

Sep 2011

Fund Size(£m)

£1567.63

Yield* (See page2)

2.70 %

XD Dates

Apr 01, Oct 01

Last Distribution

01/04/20 (XD Date)

29/05/20 (Pay Date)

2.23(Distribution)

OCF

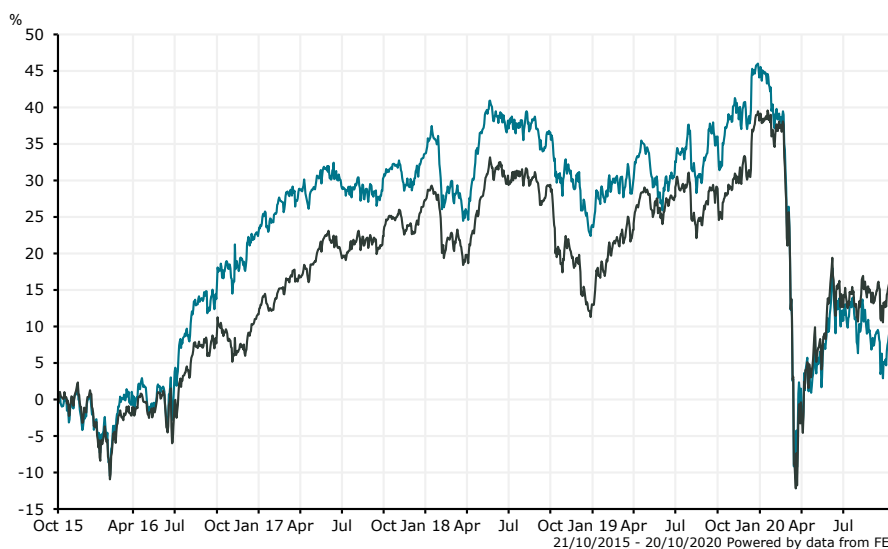
0.76 %

Fund Aim

Objective: The objective of the Fund is to provide a return, net of fees, higher than that provided by the FTSE All-Share Index over the long term (at least five years). Policy: At least 70% of the Fund is invested in shares of companies based in the UK (i.e. companies domiciled, headquartered or which conduct a majority of their business activity, in the UK). Up to 30% of the Fund may be invested in other assets, including shares of other companies which may be based anywhere in the world, open-ended funds (including funds managed by Jupiter and its associates), cash and near cash.

Sector: IA UK All Companies

Performance



■ Jupiter UK Special Situations I Inc
■ IA UK All Companies

Morningstar Analyst Rating

Gold

FE Crown Rating

Discrete Performance - 12 months to 31/12/19

	2019	2018	2017	2016	2015
Fund	16.32	-7.31	9.20	22.44	0.15
Stock Sector Average	22.24	-11.19	13.99	10.82	4.86

Cumulative Performance to 30/09/20

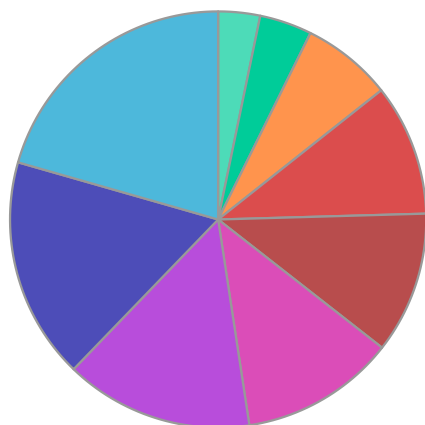
	1 Yr	2 Yrs	3 Yrs	4 Yrs	5 Yrs
Fund	-22.82	-23.06	-19.47	-7.77	7.99
Stock Sector Average	-12.76	-12.78	-7.95	4.61	16.90

Performance Analysis - Annualised 3 years

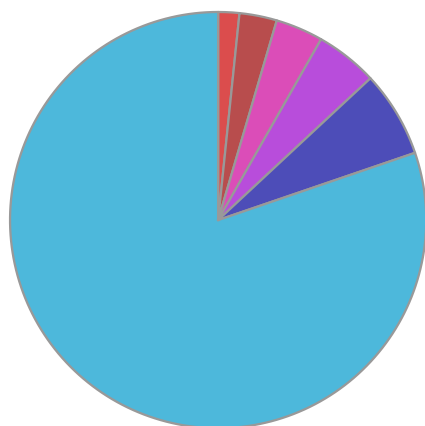
	Growth Rate %	Volatility	Alpha	Beta	Sharpe
Fund	-6.96	16.40	-4.52	0.92	-0.02
Stock Sector Average	-2.72	16.89	0.00	1.00	-0.01

Jupiter **UK Special Situations I Inc**

Fund Composition



	(%)
Financials	20.57
Consumer Services	17.21
Consumer Goods	14.62
Industrials	12.04
Basic Materials	11.01
Health Care	10.21
Telecommunications	7.02
Money Market	4.07
Oil & Gas	3.25



	(%)
UK Equities	80.24
US Equities	6.69
Money Market	4.83
Canadian Equities	3.69
German Equities	2.91
Dutch Equities	1.64

Largest Holdings

Holdings	(%)
GLAXOSMITHKLINE	6.82
KINGFISHER	5.17
AVIVA	5.00
ANGLO AMERICAN	4.73
PEARSON	4.63

Holdings	(%)
IMPERIAL BRANDS PLC	4.43
WPP PLC	4.03
STANDARD CHARTERED	3.86
BT GROUP	3.65
BARRICK GOLD CORP	3.42

* Data supplied by fund managers regarding fixed interests funds may not specify yield type. As the provision of redemption yield is an FCA regulatory requirement Novia assumes these are used.

Important Information

Performance details and yields are as at 30/09/2020. Performance figures are inclusive of net reinvested income. Source: FE. This document is designed only for professional investors and experienced advisers. The value of investments and the income gained may fluctuate. Investors may not get back the full amount invested. Past performance is not a guide to the future.