

## Jupiter European Income I Inc

### Fund Information

**Sector**

IA Europe Excluding UK

**Manager's Name**

Gregory Herbert

**Date Manager Appointed**

Apr 2013

**Launch Date**

Sep 2012

**Fund Size (£m)**

£55.45

**Yield\*** (See page2)

3.30 %

**XD Dates**

Jun 01, Dec 02

**Last Distribution**

01/06/20 (XD Date)

31/07/20 (Pay Date)

0.89(Distribution)

**OCF**

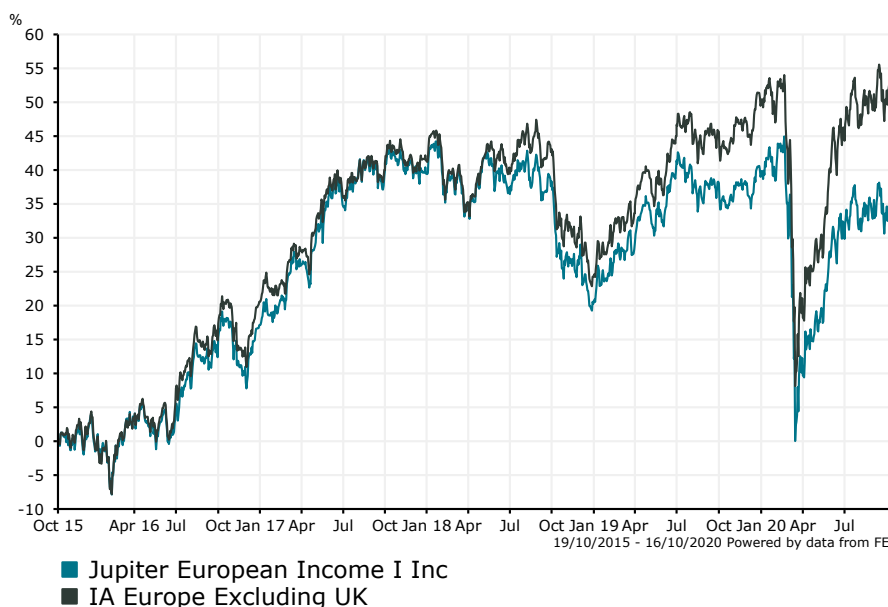
0.99 %

### Fund Aim

Objective: The objective of the Fund is to provide income together with the prospect of capital growth to achieve a return, net of fees, higher than that provided by the MSCI Europe ex UK over the long term (at least five years). Policy: At least 70% of the Fund is invested in shares of companies that are based in Europe (excluding the UK). Up to 30% of the Fund may be invested in other assets, including shares of companies based anywhere in the world, open-ended funds (including funds managed by Jupiter and its associates), cash and near cash.

**Sector:** IA Europe Excluding UK

### Performance


**Morningstar Analyst Rating**

N/A

**FE Crown Rating**

**Discrete Performance - 12 months to 31/12/19**

	2019	2018	2017	2016	2015
Fund	15.57	-13.76	19.08	13.66	10.56
Stock Sector Average	20.33	-12.16	17.29	16.41	9.27

**Cumulative Performance to 30/09/20**

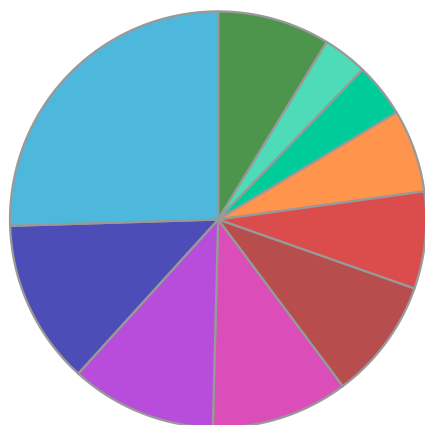
	1 Yr	2 Yrs	3 Yrs	4 Yrs	5 Yrs
Fund	-3.43	-2.96	-3.92	18.81	36.53
Stock Sector Average	3.06	5.28	7.27	30.74	54.80

**Performance Analysis - Annualised 3 years**

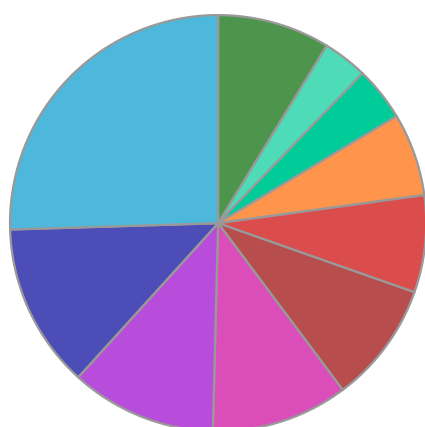
	Growth Rate %	Volatility	Alpha	Beta	Sharpe
Fund	-1.33	13.90	-3.55	0.98	-0.01
Stock Sector Average	2.37	14.03	0.00	1.00	0.00

**Jupiter European Income I Inc**

**Fund Composition**



	(%)
German Equities	25.48
French Equities	12.78
Swiss Equities	11.33
Swedish Equities	10.62
Dutch Equities	9.40
International Equities	7.54
Italian Equities	6.44
Danish Equities	4.19
Greek Equities	3.47
Others	8.74



	(%)
Germany	25.48
France	12.78
Switzerland	11.33
Sweden	10.62
Netherlands	9.40
Others	7.54
Italy	6.44
Denmark	4.19
Greece	3.47
Others	8.74

**Largest Holdings**

Holdings	(%)
UNILEVER	4.31
NOVO-NORDISK AS	4.19
NESTLE SA	4.13
SCHNEIDER ELECTRIC SE	4.10
ROCHE HLDG AG	4.05

Holdings	(%)
DEUTSCHE BORSE AG	4.05
RELX NV	3.61
SAP SE	3.44
TELENOR ASA	3.38
ELEC DE PORTUGAL	3.23

\* Data supplied by fund managers regarding fixed interests funds may not specify yield type. As the provision of redemption yield is an FCA regulatory requirement Novia assumes these are used.

**Important Information**

Performance details and yields are as at 30/09/2020. Performance figures are inclusive of net reinvested income. Source: FE. This document is designed only for professional investors and experienced advisers. The value of investments and the income gained may fluctuate. Investors may not get back the full amount invested. Past performance is not a guide to the future.