

## iShares Agribns UETF £

### Fund Information

**Sector**

Commodity & Energy

**Manager's Name**

BlackRock Asset Management Ireland Ltd

**Date Manager Appointed**

Sep 2011

**Launch Date**

Sep 2011

**Fund Size(£m)**

£65.94

**Yield\*** (See page2)

0.00 %

**XD Dates**

N/A

**Last Distribution**

N/A (XD Date)

N/A (Pay Date)

N/A(Distribution)

**OCF**

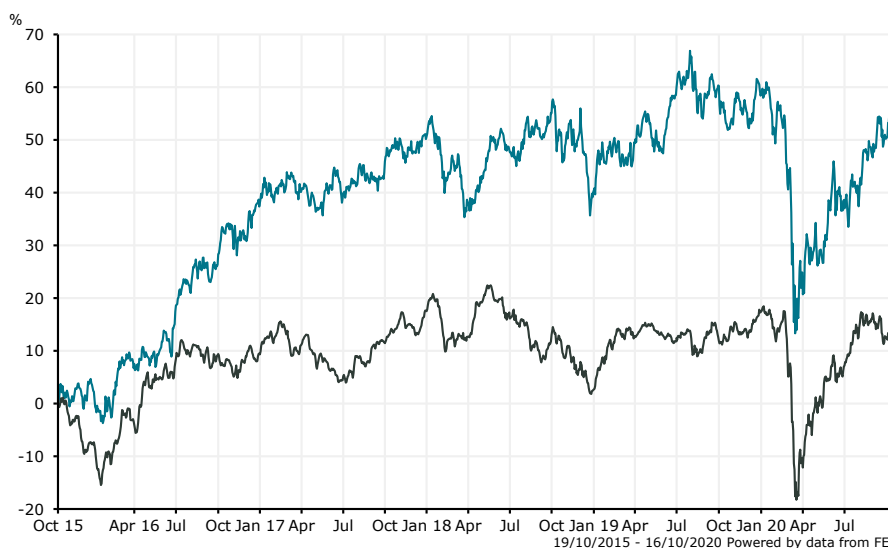
0.55 %

### Fund Aim

The Fund seeks to track the performance of an index composed of companies related to global agriculture businesses.

**Sector:** Commodity & Energy

### Performance



■ iShares Agribns UETF £  
■ Commodity & Energy

**Morningstar Analyst Rating**  
N/A

**FE Crown Rating**

#### Discrete Performance - 12 months to 31/12/19

	2019	2018	2017	2016	2015
Fund	13.08	-6.71	9.31	32.62	-5.74
Stock Sector Average	14.36	-12.72	7.31	18.68	-22.30

#### Cumulative Performance to 30/09/20

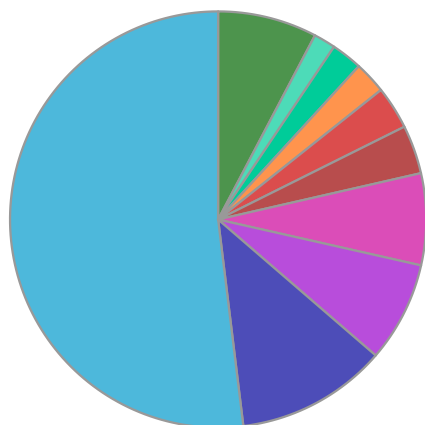
	1 Yr	2 Yrs	3 Yrs	4 Yrs	5 Yrs
Fund	-6.29	-3.14	4.46	18.90	54.00
Stock Sector Average	-0.06	0.65	0.85	3.04	19.05

#### Performance Analysis - Annualised 3 years

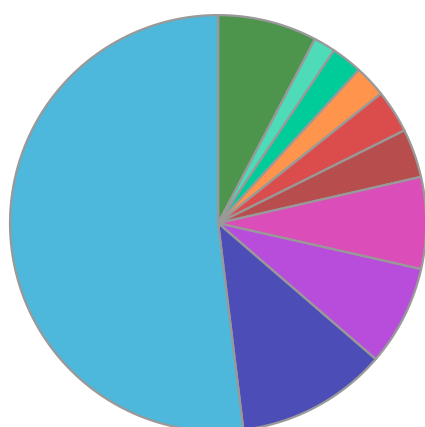
	Growth Rate %	Volatility	Alpha	Beta	Sharpe
Fund	1.46	14.75	1.63	0.63	0.00
Stock Sector Average	0.28	15.40	0.00	1.00	0.00

iShares Agribusiness UETF £

**Fund Composition**



	(%)
US Equities	51.95
Japanese Equities	11.74
Norwegian Equities	7.79
Canadian Equities	7.12
UK Equities	3.78
Singapore Equities	3.34
Hong Kong Equities	2.49
Italian Equities	2.41
Swiss Equities	1.70
Others	7.71



	(%)
USA	51.95
Japan	11.74
Norway	7.79
Canada	7.12
UK	3.78
Singapore	3.34
Hong Kong	2.49
Italy	2.41
Switzerland	1.70
Others	7.71

**Largest Holdings**

Holdings	(%)
DEERE & CO	12.05
ARCHER DANIELS MIDLAND CO	7.60
CORTEVA INC	6.54
NUTRIEN LTD	6.46
KUBOTA CORP	6.41

Holdings	(%)
TYSON FOODS INC(DEL)	5.65
HORMEL FOODS CORP	4.37
FMC CORP	4.23
ASSOCIATED BRITISH FOODS PLC	2.99
WILMAR INTERNATIONAL LTD	2.98

\* Data supplied by fund managers regarding fixed interests funds may not specify yield type. As the provision of redemption yield is an FCA regulatory requirement Novia assumes these are used.

**Important Information**

Performance details and yields are as at 30/09/2020. Performance figures are inclusive of net reinvested income. Source: FE. This document is designed only for professional investors and experienced advisers. The value of investments and the income gained may fluctuate. Investors may not get back the full amount invested. Past performance is not a guide to the future.