

Vanguard ESGDpWdAICpEqId I£

Fund Information

Sector

Equity - Ethical

Manager's Name

Vanguard Equity Index Group

Date Manager Appointed

Feb 2011

Launch Date

Oct 2011

Fund Size(£m)

£1238.51

Yield* (See page2)

0.00 %

XD Dates

Sep 30, Jun 30, Mar 31, Dec 31

Last Distribution

30/09/20 (XD Date)

14/10/20 (Pay Date)

0.73(Distribution)

OCF

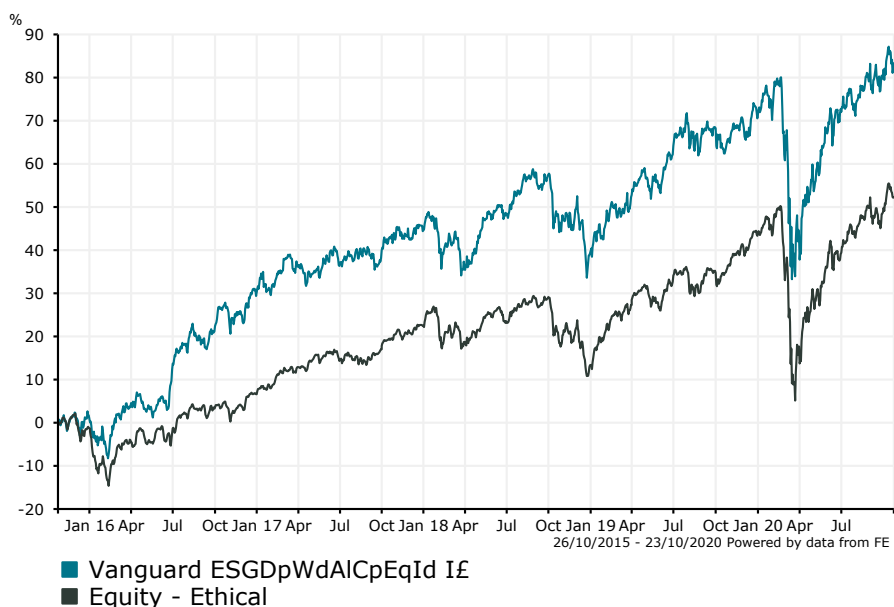
0.20 %

Fund Aim

The Fund aims to provide long-term growth of capital by seeking to achieve the performance of the FTSE Developed Index.

Sector: Equity - Ethical

Performance


Morningstar Analyst Rating

Silver

FE Crown Rating

Discrete Performance - 12 months to 31/12/19

	2019	2018	2017	2016	2015
Fund	22.46	-3.55	11.62	27.25	4.59
Stock Sector Average	26.44	-7.44	14.87	7.95	3.15

Cumulative Performance to 30/09/20

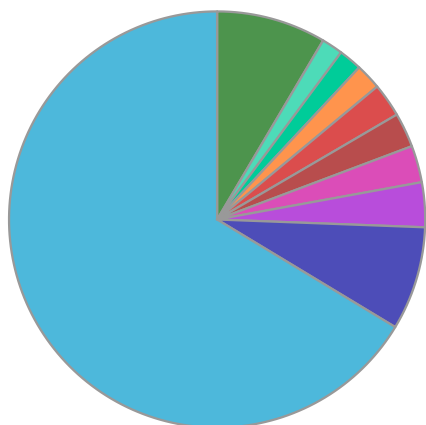
	1 Yr	2 Yrs	3 Yrs	4 Yrs	5 Yrs
Fund	6.67	14.28	30.09	48.32	91.20
Stock Sector Average	10.06	15.49	27.17	44.14	60.85

Performance Analysis - Annualised 3 years

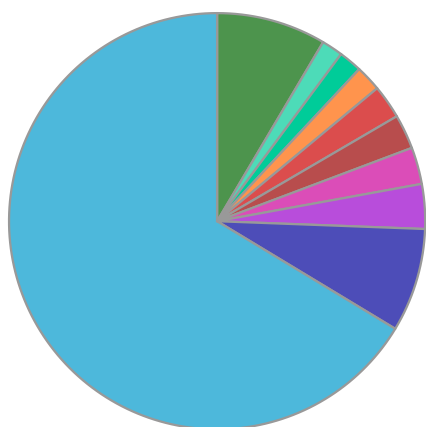
	Growth Rate %	Volatility	Alpha	Beta	Sharpe
Fund	9.16	13.86	1.58	0.90	0.41
Stock Sector Average	8.34	14.53	0.00	1.00	0.33

Vanguard ESGDpWdAICpEqld I£

Fund Composition



	(%)
US Equities	66.36
Japanese Equities	8.05
UK Equities	3.47
Canadian Equities	2.86
Swiss Equities	2.68
German Equities	2.62
Australian Equities	2.01
French Equities	1.80
South Korean Equities	1.65
Others	8.51



	(%)
USA	66.36
Japan	8.05
UK	3.47
Canada	2.86
Switzerland	2.68
Germany	2.62
Australia	2.01
France	1.80
Korea	1.65
Others	8.51

Largest Holdings

Holdings	(%)
APPLE INC	4.77
MICROSOFT CORP	3.81
AMAZON.COM INC	3.31
ALPHABET INC. CLASS A	2.20
FACEBOOK INC	1.59

Holdings	(%)
TESLA INC	0.83
VISA INC	0.81
NESTLE SA	0.78
PROCTER & GAMBLE CO	0.76
MASTERCARD INC	0.71

* Data supplied by fund managers regarding fixed interests funds may not specify yield type. As the provision of redemption yield is an FCA regulatory requirement Novia assumes these are used.

Important Information

Performance details and yields are as at 30/09/2020. Performance figures are inclusive of net reinvested income. Source: FE. This document is designed only for professional investors and experienced advisers. The value of investments and the income gained may fluctuate. Investors may not get back the full amount invested. Past performance is not a guide to the future.