

Schroder Global Equity Income Z Acc

Fund Information

Sector

IA Global Equity Income

Manager's Name

Nick Kirrage

Simon Adler

Liam Nunn

Date Manager Appointed

Mar 2018

Launch Date

Nov 2011

Fund Size(£m)

£188.91

Yield* (See page2)

3.80 %

XD Dates

Jul 16, Jan 16

Last Distribution

16/07/20 (XD Date)

15/09/20 (Pay Date)

1.94(Distribution)

OCF

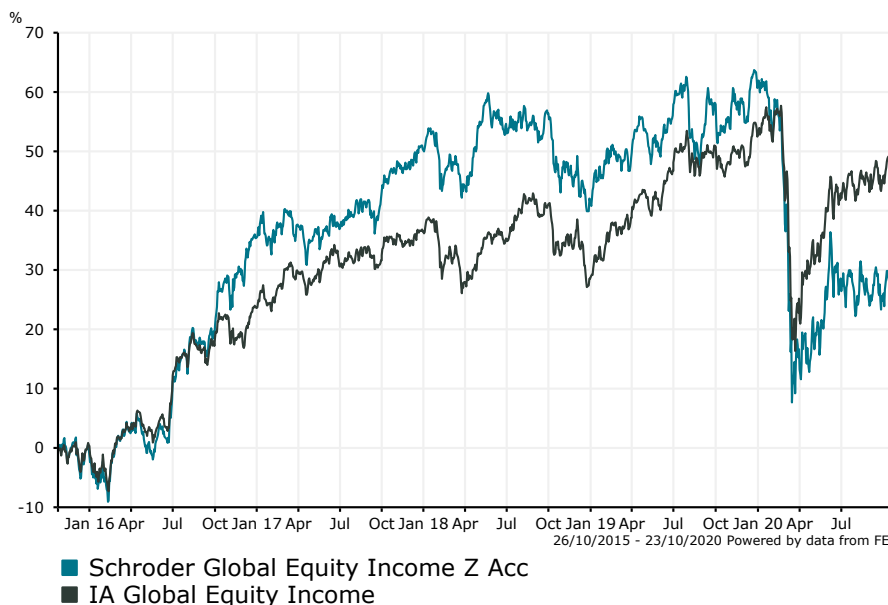
0.95 %

Fund Aim

The fund aims to provide income and capital growth in excess of the MSCI World (Net Total Return) index (after fees have been deducted) over a 3 to 5 year period by investing in equities of companies worldwide. The fund is actively managed and invests at least 80% of its assets in equities of companies worldwide which offer sustainable dividend payments. The fund seeks to invest in a diversified portfolio of equities whose dividend yield in aggregate is greater than the average market yield. Equities with below average dividend yield may be included in the portfolio when the investment manager considers that they have the potential to pay above average income in future. The fund may also invest directly or indirectly in other securities (including in other asset classes), countries, regions, industries or currencies, collective investment schemes (including Schroder funds), warrants and money market instruments, and hold cash. The fund may use derivatives with the aim of reducing risk or managing the fund more efficiently.

Sector: IA Global Equity Income

Performance


Morningstar Analyst Rating

N/A

FE Crown Rating

Discrete Performance - 12 months to 31/12/19

	2019	2018	2017	2016	2015
Fund	13.42	-5.78	11.07	35.51	-0.45
Stock Sector Average	18.63	-5.83	10.37	23.21	1.53

Cumulative Performance to 30/09/20

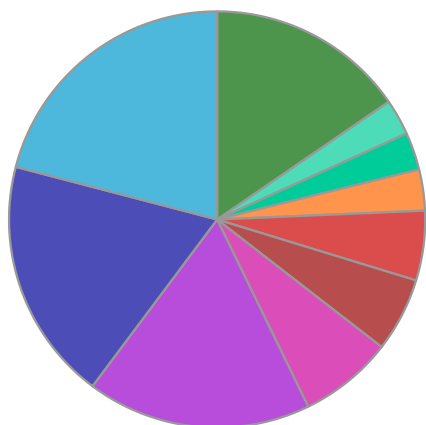
	1 Yr	2 Yrs	3 Yrs	4 Yrs	5 Yrs
Fund	-21.09	-20.14	-12.21	5.27	33.07
Stock Sector Average	-3.91	2.85	10.04	23.60	54.09

Performance Analysis - Annualised 3 years

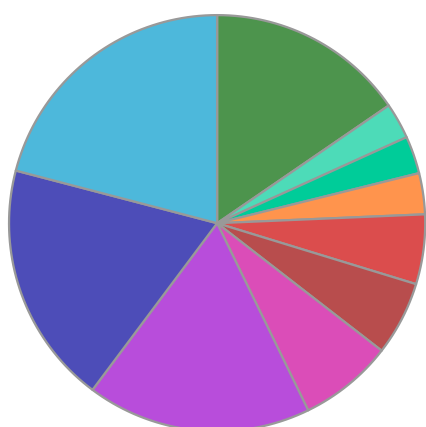
	Growth Rate %	Volatility	Alpha	Beta	Sharpe
Fund	-4.25	15.30	-7.22	1.08	-0.01
Stock Sector Average	3.24	12.66	0.00	1.00	0.00

Schroder **Global Equity Income Z Acc**

Fund Composition



	(%)
UK Equities	20.93
US Equities	18.85
Japanese Equities	17.43
French Equities	7.30
Italian Equities	5.76
South African Equities	5.41
South Korean Equities	3.19
Australian Equities	2.91
German Equities	2.79
Others	15.43



	(%)
UK	20.93
USA	18.85
Japan	17.43
France	7.30
Italy	5.76
South Africa	5.41
Korea	3.19
Australia	2.91
Germany	2.79
Others	15.43

Largest Holdings

Holdings	(%)
ANGLO AMERICAN	3.15
SOUTH32 LTD	2.91
STANDARD CHARTERED	2.68
MORRISON(WM.)SUPERMARKETS	2.51
CENTRICA PLC	2.42

Holdings	(%)
IMPERIAL BRANDS PLC	2.29
TESCO	2.28
TIGER BRANDS LTD.	2.26
ENI	2.25
INTERNATIONAL BUS MACH CORP	2.24

* Data supplied by fund managers regarding fixed interests funds may not specify yield type. As the provision of redemption yield is an FCA regulatory requirement Novia assumes these are used.

Important Information

Performance details and yields are as at 30/09/2020. Performance figures are inclusive of net reinvested income. Source: FE. This document is designed only for professional investors and experienced advisers. The value of investments and the income gained may fluctuate. Investors may not get back the full amount invested. Past performance is not a guide to the future.