

Schroder UK Dynamic Sm Cos Z Inc

Fund Information

Sector

IA UK Smaller Companies

Manager's Name

 Luke Biermann
Iain Staples

Date Manager Appointed

Aug 2017

Launch Date

Dec 2011

Fund Size(£m)

£202.28

Yield* (See page2)

0.52 %

XD Dates

Jul 01, Jan 02

Last Distribution

 01/07/20 (XD Date)
28/08/20 (Pay Date)
0.00(Distribution)

OCF

0.92 %

Morningstar Analyst Rating

N/A

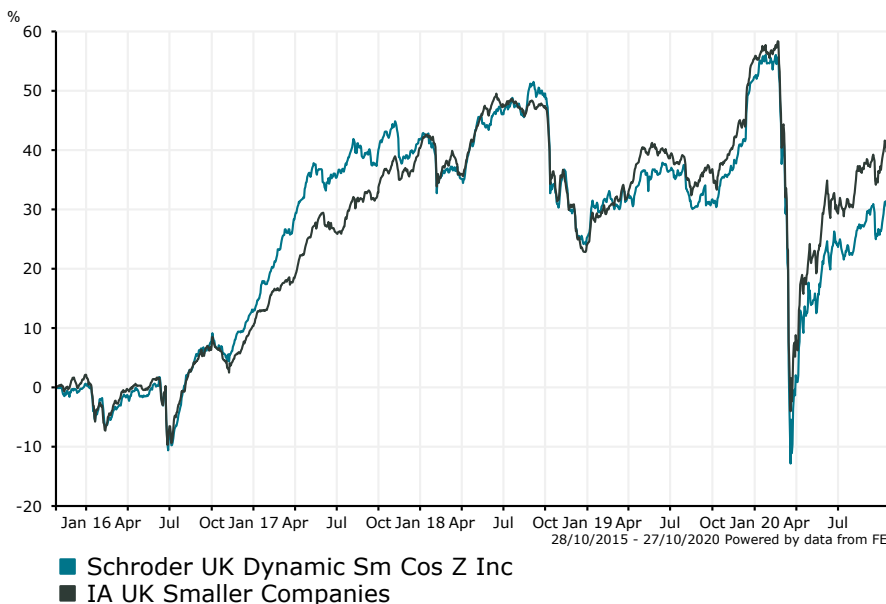
FE Crown Rating


Fund Aim

The fund aims to provide capital growth in excess of the FTSE Small Cap ex-Investment Trust (Gross Total Return) index (after fees have been deducted) over a 3 to 5 year period by investing in equities of small-sized UK companies. The fund is actively managed and invests at least 80% of its assets in equities of small-sized UK companies. These are companies that are incorporated, headquartered or have their principal business activities in the UK and, at the time of purchase, are similar in size to those comprising the bottom 10% by market capitalisation of the UK equities market. The fund may also invest in companies headquartered or incorporated outside the UK which derive a significant proportion of their revenues or profits from the UK. The small cap universe is an extensive, diverse and constantly changing area of the UK market. Smaller companies offer investors exposure to some niche growth areas that, often, cannot be accessed through large companies. They also tend to grow more rapidly than larger firms. The fund may also invest directly or indirectly in other securities (including in other asset classes), countries, regions, industries or currencies, collective investment schemes (including Schroder funds), warrants and money market instruments, and hold cash. The fund may use derivatives with the aim of reducing risk or managing the fund more efficiently.

Sector: IA UK Smaller Companies

Performance



Discrete Performance - 12 months to 31/12/19

	2019	2018	2017	2016	2015
Fund	21.67	-11.70	25.76	12.02	13.71
Stock Sector Average	25.34	-11.70	27.18	8.05	14.86

Cumulative Performance to 30/09/20

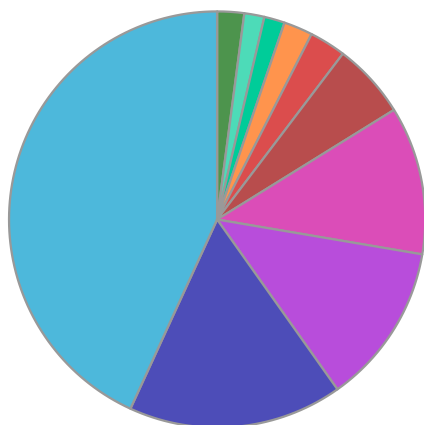
	1 Yr	2 Yrs	3 Yrs	4 Yrs	5 Yrs
Fund	-4.46	-15.60	-9.68	16.94	23.29
Stock Sector Average	-0.37	-7.46	2.50	28.13	38.10

Performance Analysis - Annualised 3 years

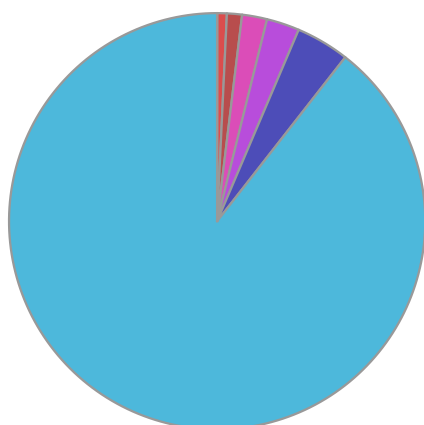
	Growth Rate %	Volatility	Alpha	Beta	Sharpe
Fund	-3.34	22.00	-3.87	1.07	-0.02
Stock Sector Average	0.83	20.19	0.00	1.00	-0.01

Schroder **UK Dynamic Sm Cos Z Inc**

Fund Composition



	(%)
Industrials	43.16
Consumer Goods	16.65
Technology	12.51
Consumer Services	11.51
Financials	5.84
Basic Materials	2.83
Consumer Staples	2.25
Health Care	1.60
Telecommunications	1.56
Others	2.09



	(%)
UK	89.44
USA	4.15
Singapore	2.55
Isle of Man	1.94
Money Market	1.17
Switzerland	0.74
Others	0.01

Largest Holdings

Holdings	(%)
BOKU INC	4.15
GAMES WORKSHOP GROUP	3.93
CODEMASTERS GROUP HOLDINGS PLC	3.90
TEAM17 GROUP PLC	3.58
RENEW HLDGS	3.50

Holdings	(%)
AUGEAN	3.45
VP BANK AG	3.14
DOTDIGITAL GROUP PLC	2.92
TREATT	2.83
ALPHA FINL MKTS CONSULTING PLC	2.60

* Data supplied by fund managers regarding fixed interests funds may not specify yield type. As the provision of redemption yield is an FCA regulatory requirement Novia assumes these are used.

Important Information

Performance details and yields are as at 30/09/2020. Performance figures are inclusive of net reinvested income. Source: FE. This document is designed only for professional investors and experienced advisers. The value of investments and the income gained may fluctuate. Investors may not get back the full amount invested. Past performance is not a guide to the future.