

Schroder UK Opportunities Z Inc

Fund Information

Sector

IA UK All Companies

Manager's Name

Alex Breese

Date Manager Appointed

Dec 2019

Launch Date

Dec 2011

Fund Size(£m)

£80.00

Yield* (See page2)

3.64 %

XD Dates

Jul 01, Jan 02

Last Distribution

01/07/20 (XD Date)

28/08/20 (Pay Date)

4.79(Distribution)

OCF

0.92 %

Morningstar Analyst Rating

N/A

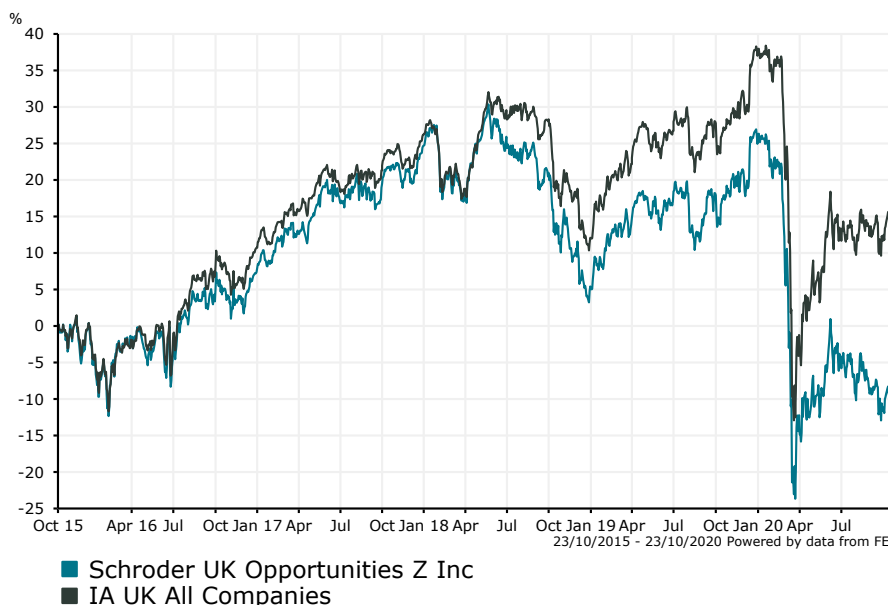
FE Crown Rating


Fund Aim

The fund aims to achieve capital growth and income in excess of the FTSE All Share (Gross Total Return) index (after fees have been deducted) over a 3 to 5 year period by investing in equities of companies in the UK. The fund is actively managed and invests at least 80% of its assets in a concentrated range of equities of UK companies. These are companies that are incorporated, headquartered or have their principal business activities in the UK. The fund typically holds 40 to 50 companies. The fund aims to take advantage of investment opportunities in varying market conditions. The fund follows an investment approach based around the business cycle, where the investment manager attempts to identify turning points in the cycle and then focuses on the types of companies that will benefit from this. The fund may also invest directly or indirectly in other securities (including in other asset classes), countries, regions, industries or currencies, collective investment schemes (including Schroder funds), warrants and money market instruments, and hold cash. The fund may use derivatives with the aim of reducing risk or managing the fund more efficiently.

Sector: IA UK All Companies

Performance



Discrete Performance - 12 months to 31/12/19

	2019	2018	2017	2016	2015
Fund	18.53	-15.42	16.06	7.68	1.22
Stock Sector Average	22.24	-11.19	13.99	10.82	4.86

Cumulative Performance to 30/09/20

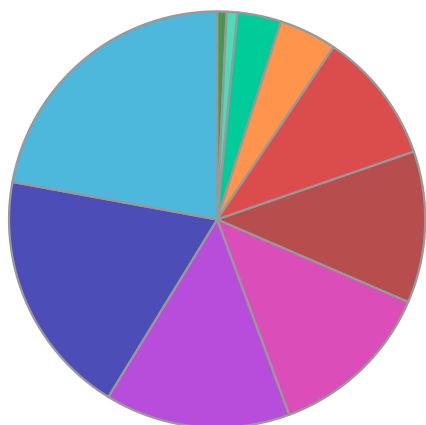
	1 Yr	2 Yrs	3 Yrs	4 Yrs	5 Yrs
Fund	-25.23	-26.65	-25.72	-14.51	-8.20
Stock Sector Average	-12.76	-12.78	-7.95	4.61	16.90

Performance Analysis - Annualised 3 years

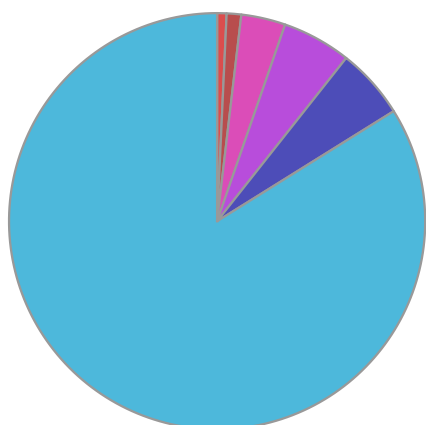
	Growth Rate %	Volatility	Alpha	Beta	Sharpe
Fund	-9.44	16.44	-7.02	0.94	-0.02
Stock Sector Average	-2.72	16.89	0.00	1.00	-0.01

Schroder **UK Opportunities Z Inc**

Fund Composition



	(%)
Financials	22.11
Consumer Services	19.13
Industrials	14.38
Basic Materials	12.89
Health Care	11.78
Consumer Goods	10.26
Telecommunications	4.48
Oil & Gas	3.40
Others	0.84
Money Market	0.73



	(%)
UK Equities	83.87
South African Equities	5.48
Australian Equities	5.35
French Equities	3.44
German Equities	1.13
Money Market	0.73

Largest Holdings

Holdings	(%)
GLAXOSMITHKLINE	6.39
TESCO	5.66
ANGLO AMERICAN	5.48
BHP GROUP PLC	5.35
WPP PLC	3.86

Holdings	(%)
STANDARD CHARTERED	3.83
IMPERIAL BRANDS PLC	3.54
AVIVA	3.50
LEGAL & GENERAL GROUP	3.44
SANOFI	3.44

* Data supplied by fund managers regarding fixed interests funds may not specify yield type. As the provision of redemption yield is an FCA regulatory requirement Novia assumes these are used.

Important Information

Performance details and yields are as at 30/09/2020. Performance figures are inclusive of net reinvested income. Source: FE. This document is designed only for professional investors and experienced advisers. The value of investments and the income gained may fluctuate. Investors may not get back the full amount invested. Past performance is not a guide to the future.