

## Ovrstn Gbl Eq Inc C A£

### Fund Information

**Sector**

IA Global Equity Income

**Manager's Name**

 Richard Garstang  
 Samuel Ziff

**Date Manager Appointed**

Jul 2016

**Launch Date**

Dec 2011

**Fund Size(£m)**

£86.21

**Yield\*** (See page2)

2.30 %

**XD Dates**

Apr 01, Oct 01

**Last Distribution**

01/04/20 (XD Date)

31/07/20 (Pay Date)

1.70(Distribution)

**OCF**

1.45 %

**Morningstar Analyst Rating**

N/A

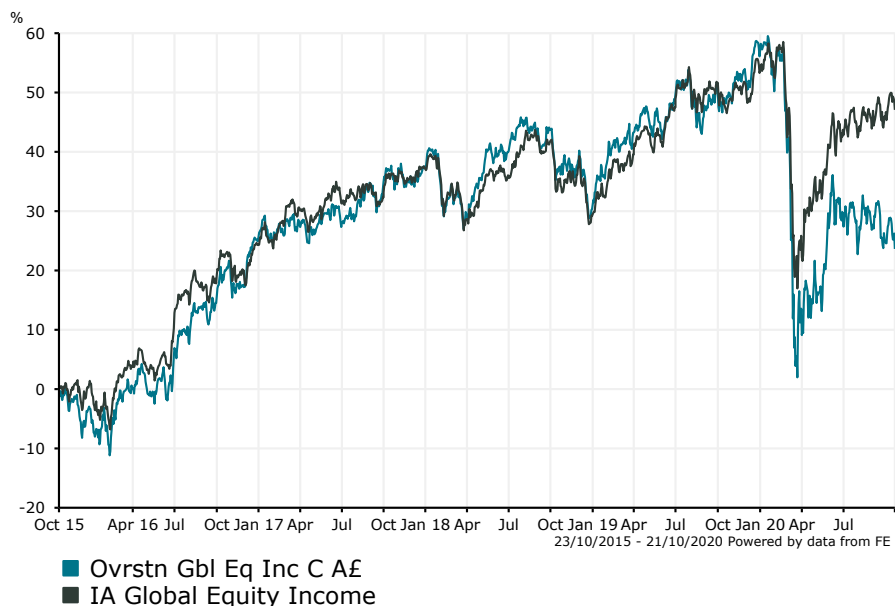
**FE Crown Rating**


### Fund Aim

The Fund's objective is to achieve an income, rising over time, with some capital growth.

**Sector:** IA Global Equity Income

### Performance



#### Discrete Performance - 12 months to 31/12/19

	2019	2018	2017	2016	2015
Fund	19.76	-5.18	10.03	29.27	2.02
Stock Sector Average	18.63	-5.83	10.37	23.21	1.53

#### Cumulative Performance to 30/09/20

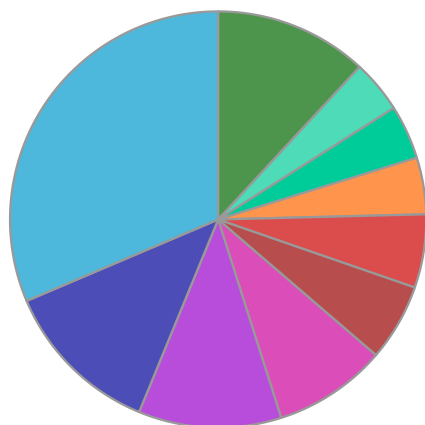
	1 Yr	2 Yrs	3 Yrs	4 Yrs	5 Yrs
Fund	-17.28	-13.06	-6.70	9.09	34.61
Stock Sector Average	-3.91	2.85	10.04	23.60	54.09

#### Performance Analysis - Annualised 3 years

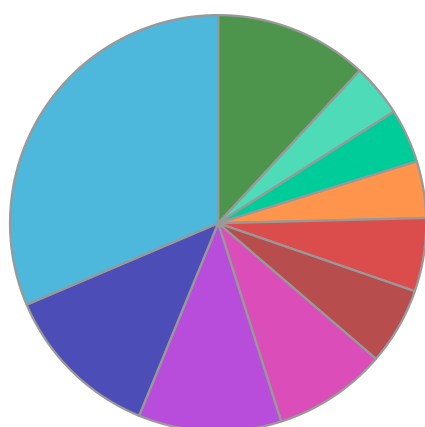
	Growth Rate %	Volatility	Alpha	Beta	Sharpe
Fund	-2.29	16.43	-5.47	1.18	-0.01
Stock Sector Average	3.24	12.66	0.00	1.00	0.00

**Ovrstn Gbl Eq Inc C A£**

**Fund Composition**



	(%)
UK Equities	31.40
German Equities	12.40
Swedish Equities	11.10
US Equities	8.80
Italian Equities	6.00
French Equities	5.70
Japanese Equities	4.40
Money Market	4.20
Russian Equities	4.10
Others	11.90



	(%)
UK	31.40
Germany	12.40
Sweden	11.10
USA	8.80
Italy	6.00
France	5.70
Japan	4.40
Money Market	4.20
Russia	4.10
Others	11.90

**Largest Holdings**

Holdings	(%)
INVESTOR AB	7.25
SIEMENS AG	7.16
IWG PLC	6.90
SANOFI	5.69
PHILIP MORRIS INTERNATIONAL INC	5.63

Holdings	(%)
E.ON SE	4.45
RIO TINTO	4.40
TOYOTA MOTOR CORP	4.39
BRITVIC PLC	4.15
LUKOIL PJSC	4.07

\* Data supplied by fund managers regarding fixed interests funds may not specify yield type. As the provision of redemption yield is an FCA regulatory requirement Novia assumes these are used.

**Important Information**

Performance details and yields are as at 30/09/2020. Performance figures are inclusive of net reinvested income. Source: FE. This document is designed only for professional investors and experienced advisers. The value of investments and the income gained may fluctuate. Investors may not get back the full amount invested. Past performance is not a guide to the future.