

Barings Dlpd&EmgHghYIBd I H IN£

Fund Information

Sector

Fixed Int - Global High Yield

Manager's Name

Scott Roth
Craig Abouchar
Sean Feeley
Chris Sawyer
Kristine LI

Date Manager Appointed

Mar 2017

Launch Date

Feb 2012

Fund Size(£m)

£412.50

Yield* (See page2)

0.00 %

XD Dates

Aug 04, May 01, Feb 03, Nov 01

Last Distribution

04/08/20 (XD Date)

18/08/20 (Pay Date)

0.08(Distribution)

OCF

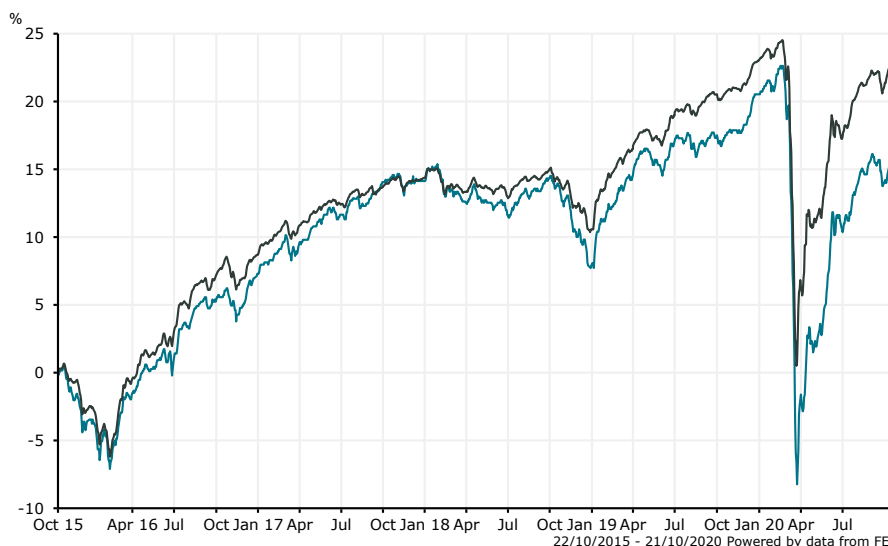
1.01 %

Fund Aim

The Barings Developed and Emerging Markets High Yield Bond Fund ("The Fund") seeks to produce a high level of current yield in dollar terms, commensurate with an acceptable level of risk, as determined by the portfolio managers. Any capital appreciation will be incidental.

Sector: Fixed Int - Global High Yield

Performance



■ Barings Dlpd&EmgHghYIBd I H IN£
■ Fixed Int - Global High Yield

Discrete Performance - 12 months to 31/12/19

	2019	2018	2017	2016	2015
Fund	11.70	-5.46	6.37	11.14	-4.17
Stock Sector Average	11.23	-3.30	5.21	11.43	-2.49

Cumulative Performance to 30/09/20

	1 Yr	2 Yrs	3 Yrs	4 Yrs	5 Yrs
Fund	-2.84	-0.30	-0.07	8.31	16.70
Stock Sector Average	0.49	5.39	6.52	13.08	23.64

Performance Analysis - Annualised 3 years

	Growth Rate %	Volatility	Alpha	Beta	Sharpe
Fund	-0.02	12.16	-2.66	1.38	0.00
Stock Sector Average	2.13	8.69	0.00	1.00	0.00

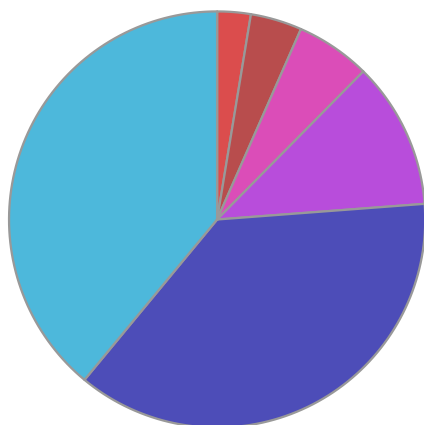
Morningstar Analyst Rating

N/A

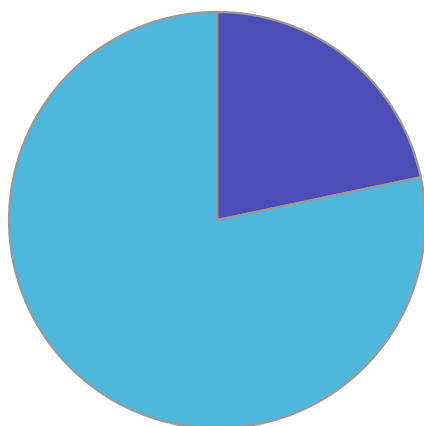
FE Crown Rating


Barings **Dlpd&EmgHghYIBd I H IN£**

Fund Composition



	(%)
B	39.00
BB	37.20
CCC	11.40
BBB	5.80
Non-Rated	4.00
Money Market	2.60



	(%)
International	78.30
Global Emerging Markets	21.70

Largest Holdings

Holdings	(%)
OCCIDENTAL PETROLEUM CORP	1.91
SPRINT CORP	1.84
TRIUMPH GROUP INC	1.63
VERITAS GRP LTD	1.56
CHARTER COMMUNICATIONS INC	1.44

Holdings	(%)
FORD MOTOR CO	1.42
ETP (ENERGY TRANSFER PARTNERS LP)	1.39
CENTENE CORP(DEL)	1.37
ICAHN ENTERPRISES LP	1.30
BAUSCH HEALTH COMPANIES INC	1.26

* Data supplied by fund managers regarding fixed interests funds may not specify yield type. As the provision of redemption yield is an FCA regulatory requirement Novia assumes these are used.

Important Information

Performance details and yields are as at 30/09/2020. Performance figures are inclusive of net reinvested income. Source: FE. This document is designed only for professional investors and experienced advisers. The value of investments and the income gained may fluctuate. Investors may not get back the full amount invested. Past performance is not a guide to the future.