

## Schroder Eurpn Alpha Plus Z Acc

### Fund Information

**Sector**

IA Europe Excluding UK

**Manager's Name**

Hannah Piper

**Date Manager Appointed**

Apr 2020

**Launch Date**

Feb 2012

**Fund Size(£m)**

£118.27

**Yield\*** (See page2)

2.53 %

**XD Dates**

Mar 16

**Last Distribution**

16/03/20 (XD Date)

15/05/20 (Pay Date)

2.22(Distribution)

**OCF**

0.95 %

**Morningstar Analyst Rating**

N/A

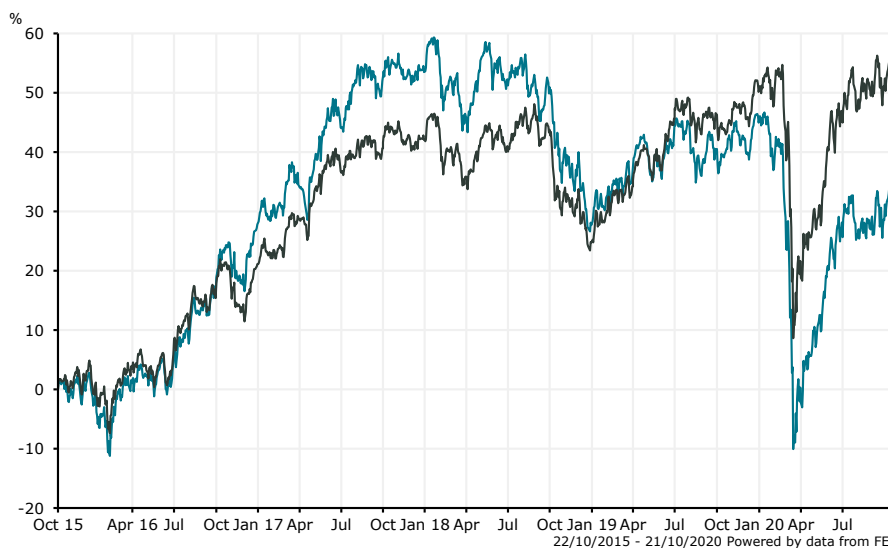
**FE Crown Rating**


### Fund Aim

The fund aims to provide capital growth in excess of the FTSE World Series Europe ex UK (Gross Total Return) index (after fees have been deducted) over a 3 to 5 year period by investing in equities of European companies, excluding the UK. The fund is actively managed and invests at least 80% of its assets in a concentrated range of equities of European countries, excluding the UK. The fund typically holds 35 to 60 companies. 'Alpha' funds invest in companies in which the investment manager has a high conviction that the current share price does not reflect the future prospects for that business. The fund may also invest directly or indirectly in other securities (including in other asset classes), countries (including the UK), regions, industries or currencies, collective investment schemes (including Schroder funds), warrants and money market instruments, and hold cash. The fund may use derivatives with the aim of reducing risk or managing the fund more efficiently.

**Sector:** IA Europe Excluding UK

### Performance



■ Schroder Eurpn Alpha Plus Z Acc  
■ IA Europe Excluding UK

#### Discrete Performance - 12 months to 31/12/19

	2019	2018	2017	2016	2015
Fund	13.53	-16.80	20.08	25.30	12.39
Stock Sector Average	20.33	-12.16	17.29	16.41	9.27

#### Cumulative Performance to 30/09/20

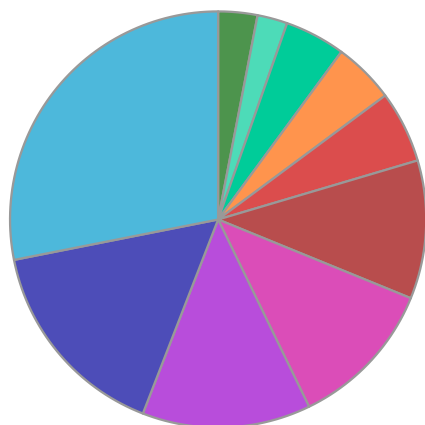
	1 Yr	2 Yrs	3 Yrs	4 Yrs	5 Yrs
Fund	-8.37	-14.24	-15.42	11.06	34.20
Stock Sector Average	3.06	5.28	7.27	30.74	54.80

#### Performance Analysis - Annualised 3 years

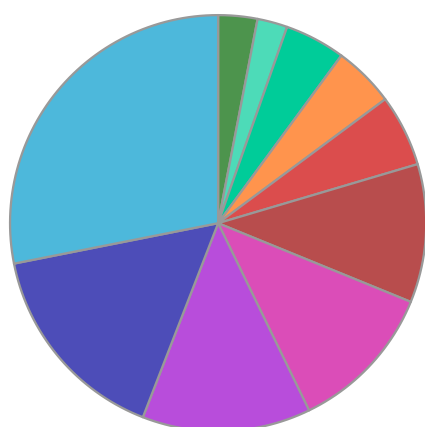
	Growth Rate %	Volatility	Alpha	Beta	Sharpe
Fund	-5.43	18.40	-7.74	1.26	-0.02
Stock Sector Average	2.37	14.03	0.00	1.00	0.00

Schroder Eurpn Alpha Plus Z Acc

**Fund Composition**



	(%)
German Equities	28.11
Italian Equities	16.00
Swiss Equities	13.09
French Equities	11.63
Dutch Equities	10.75
Irish Equities	5.58
UK Equities	4.75
Chinese Equities	4.71
Finnish Equities	2.34
Others	3.04



	(%)
Germany	28.11
Italy	16.00
Switzerland	13.09
France	11.63
Netherlands	10.75
Ireland	5.58
UK	4.75
China	4.71
Finland	2.34
Others	3.04

**Largest Holdings**

Holdings	(%)
HELLOFRESH SE	5.76
ROCHE HLDG AG	4.89
PROSUS N.V.	4.71
NEXI SPA	4.23
NESTLE SA	4.17

Holdings	(%)
SILTRONIC AG	4.12
ST MICROELECTRONICS NV	4.03
ASML HOLDING NV	3.89
DOVALUE SPA	3.61
FRESENIUS SE & CO KGAA	3.60

\* Data supplied by fund managers regarding fixed interests funds may not specify yield type. As the provision of redemption yield is an FCA regulatory requirement Novia assumes these are used.

**Important Information**

Performance details and yields are as at 30/09/2020. Performance figures are inclusive of net reinvested income. Source: FE. This document is designed only for professional investors and experienced advisers. The value of investments and the income gained may fluctuate. Investors may not get back the full amount invested. Past performance is not a guide to the future.