

Schroder US Mid Cap Z Inc

Fund Information

Sector

IA North America

Manager's Name

Robert Kaynor

Date Manager Appointed

Jan 2018

Launch Date

Feb 2012

Fund Size(£m)

£1010.69

Yield* (See page2)

0.34 %

XD Dates

Jun 01

Last Distribution

01/06/20 (XD Date)

31/07/20 (Pay Date)

0.48(Distribution)

OCF

0.91 %

Morningstar Analyst Rating

Bronze

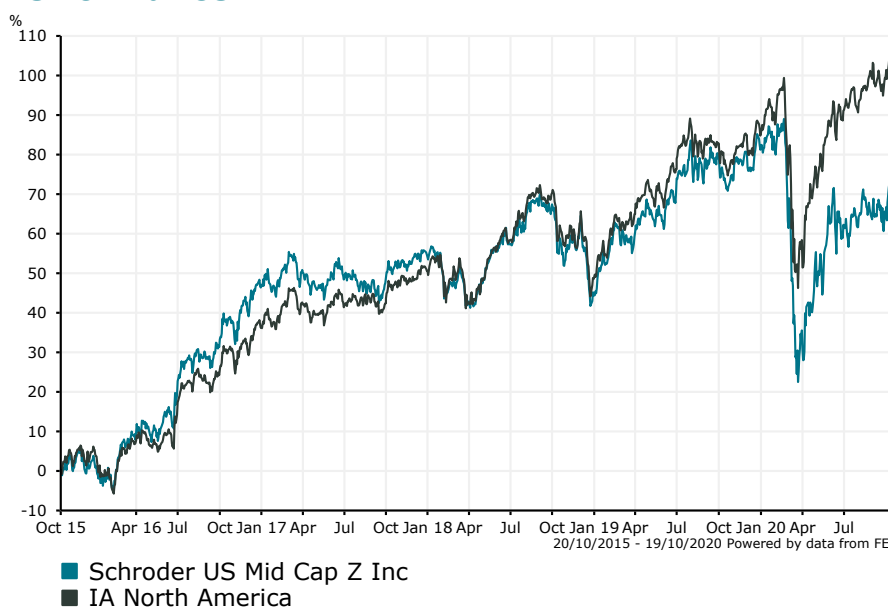
FE Crown Rating


Fund Aim

The fund aims to provide capital growth and income in excess of Russell 2500 Total Return Lagged (Gross Total Return) index (after fees have been deducted) over a 3 to 5 year period by investing in equities of medium-sized US companies. The fund is actively managed and invests at least 80% of its assets in equities of medium-sized US companies. These are companies that, at the time of purchase, are similar in size to those comprising the bottom 40% by market capitalisation of the North American equity market. The fund focuses on three types of companies that the investment manager believes: 1. demonstrate strong growth trends and improving levels of cash; 2. generate dependable earnings and revenues; and 3. are undergoing positive change that is not being recognised by the market. The fund may also invest directly or indirectly in other securities (including in other asset classes), countries, regions, industries or currencies, collective investment schemes (including Schroder funds), warrants and money market instruments, and hold cash. The fund may use derivatives with the aim of reducing risk and managing the fund more efficiently.

Sector: IA North America

Performance



Discrete Performance - 12 months to 31/12/19

	2019	2018	2017	2016	2015
Fund	25.56	-6.70	5.68	42.04	6.67
Stock Sector Average	24.41	-1.37	10.53	29.31	4.18

Cumulative Performance to 30/09/20

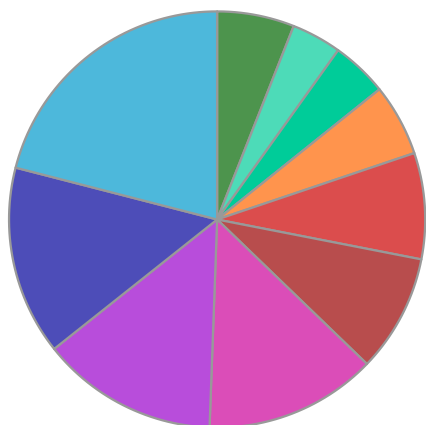
	1 Yr	2 Yrs	3 Yrs	4 Yrs	5 Yrs
Fund	-8.31	-1.31	11.24	24.97	68.62
Stock Sector Average	9.12	17.24	39.90	60.37	108.57

Performance Analysis - Annualised 3 years

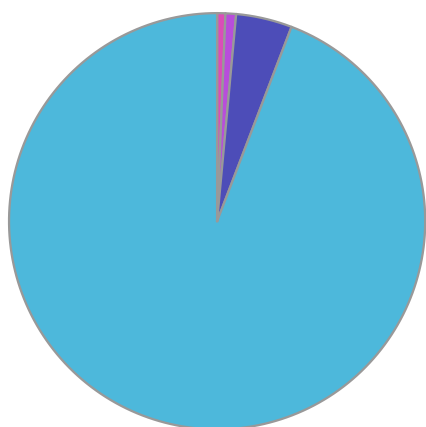
	Growth Rate %	Volatility	Alpha	Beta	Sharpe
Fund	3.61	19.14	-8.81	1.17	0.01
Stock Sector Average	11.84	15.60	0.00	1.00	0.53

Schroder **US Mid Cap Z Inc**

Fund Composition



	(%)
Information Technology	20.99
Industrials	14.69
Health Care	13.74
Financials	13.37
Consumer Discretionary	9.14
Materials	8.24
Real Estate	5.59
Money Market	4.36
Utilities	3.88
Others	6.00



	(%)
US Equities	94.18
Money Market	4.36
Thai Equities	0.82
Indian Equities	0.64

Largest Holdings

Holdings	(%)
CATALENT INC	2.27
ASSURANT INC	2.11
MASIMO CORP	1.82
BERRY GLOBAL GROUP INC	1.74
FORTUNE BRANDS HOME & SECURITY INC	1.72

Holdings	(%)
PENTAIR PLC	1.72
SERVICEMASTER GLOBAL HLDGS INC	1.67
ENCOMPASS HEALTH CORP	1.64
PTC INC	1.61
ENTEGRIS INC	1.55

* Data supplied by fund managers regarding fixed interests funds may not specify yield type. As the provision of redemption yield is an FCA regulatory requirement Novia assumes these are used.

Important Information

Performance details and yields are as at 30/09/2020. Performance figures are inclusive of net reinvested income. Source: FE. This document is designed only for professional investors and experienced advisers. The value of investments and the income gained may fluctuate. Investors may not get back the full amount invested. Past performance is not a guide to the future.