

Schroder US Smaller Companies Z Inc

Fund Information

Sector

IA North American Smaller Companies

Manager's Name

Robert Kaynor

Date Manager Appointed

Jan 2018

Launch Date

Feb 2012

Fund Size (£m)

£685.53

Yield* (See page2)

0.34 %

XD Dates

May 01

Last Distribution

01/05/20 (XD Date)

30/06/20 (Pay Date)

0.47(Distribution)

OCF

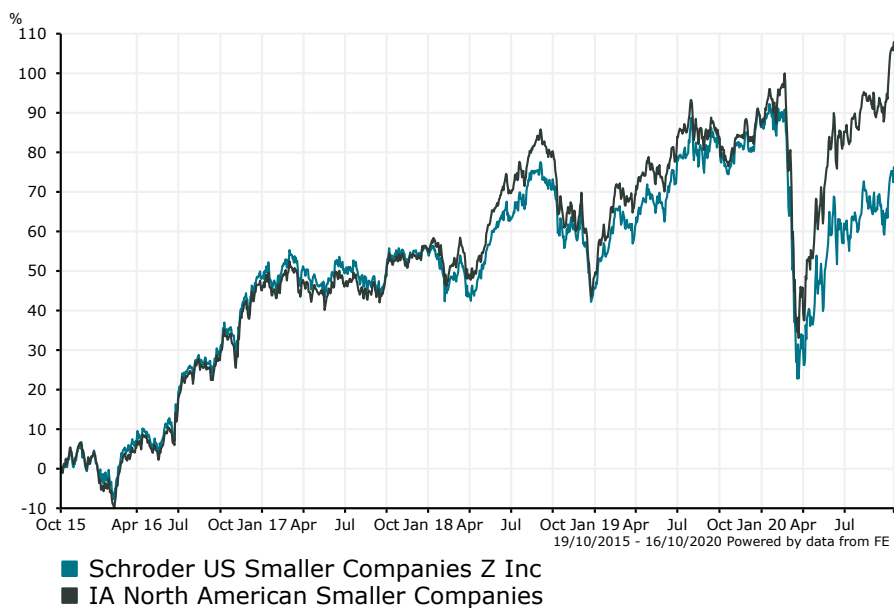
0.92 %

Fund Aim

The fund aims to provide capital growth in excess of Russell 2000 Lagged (Gross Total Return) index (after fees have been deducted) over a 3 to 5 year period by investing in equities of small-sized US companies.

Sector: IA North American Smaller Companies

Performance


Morningstar Analyst Rating

Neutral

FE Crown Rating

Discrete Performance - 12 months to 31/12/19

	2019	2018	2017	2016	2015
Fund	28.05	-6.12	4.74	42.66	3.64
Stock Sector Average	25.80	-4.51	7.11	39.99	1.40

Cumulative Performance to 30/09/20

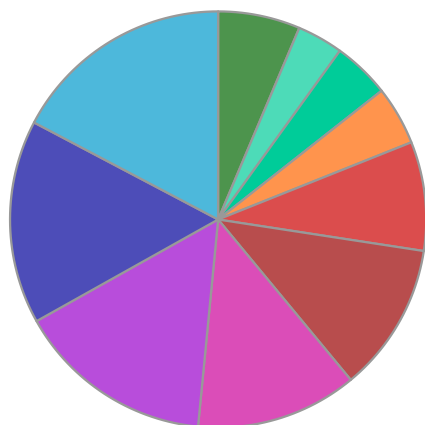
	1 Yr	2 Yrs	3 Yrs	4 Yrs	5 Yrs
Fund	-10.39	-4.80	9.40	26.86	67.75
Stock Sector Average	4.92	7.07	29.62	51.34	99.57

Performance Analysis - Annualised 3 years

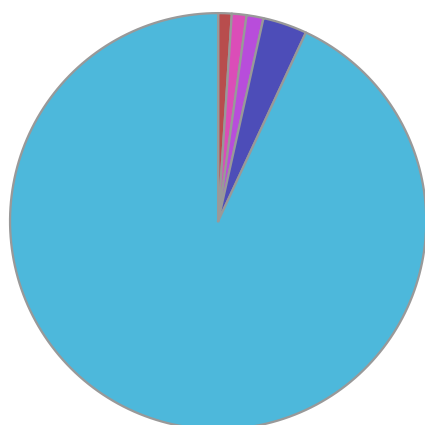
	Growth Rate %	Volatility	Alpha	Beta	Sharpe
Fund	3.04	20.95	-5.43	1.00	0.00
Stock Sector Average	9.03	20.42	0.00	1.00	0.27

Schroder **US Smaller Companies Z Inc**

Fund Composition



	(%)
Financials	17.28
Information Technology	15.84
Industrials	15.34
Health Care	12.54
Consumer Discretionary	11.58
Materials	8.47
Money Market	4.57
Consumer Staples	4.43
Real Estate	3.57
Others	6.38



	(%)
US Equities	93.07
Money Market	3.43
Indian Equities	1.31
International Equities	1.14
Canadian Equities	1.05

Largest Holdings

Holdings	(%)
ASGN INC	2.19
CATALENT INC	1.77
SERVICEMASTER GLOBAL HLDGS INC	1.76
DARLING INGREDIENTS INC	1.57
AXIS CAPITAL HLDGS	1.47

Holdings	(%)
PERFORMANCE FOOD GROUP CO	1.45
ENVISTA HLDGS CORP	1.44
SEMTECH CORP	1.42
LIVERAMP HLDGS INC	1.42
HOULIHAN LOKEY INC	1.40

* Data supplied by fund managers regarding fixed interests funds may not specify yield type. As the provision of redemption yield is an FCA regulatory requirement Novia assumes these are used.

Important Information

Performance details and yields are as at 30/09/2020. Performance figures are inclusive of net reinvested income. Source: FE. This document is designed only for professional investors and experienced advisers. The value of investments and the income gained may fluctuate. Investors may not get back the full amount invested. Past performance is not a guide to the future.