

## Guinness Global Energy X GBP

### Fund Information

**Sector**

Commodity &amp; Energy

**Manager's Name**

 Tim Guinness  
Jonathan Waghorn  
Will Riley

**Date Manager Appointed**

Mar 2008

**Launch Date**

Feb 2012

**Fund Size (£m)**

£114.06

**Yield\*** (See page2)

0.00 %

**XD Dates**

Mar 07

**Last Distribution**

 07/03/14 (XD Date)  
18/03/14 (Pay Date)  
0.00(Distribution)

**OCF**

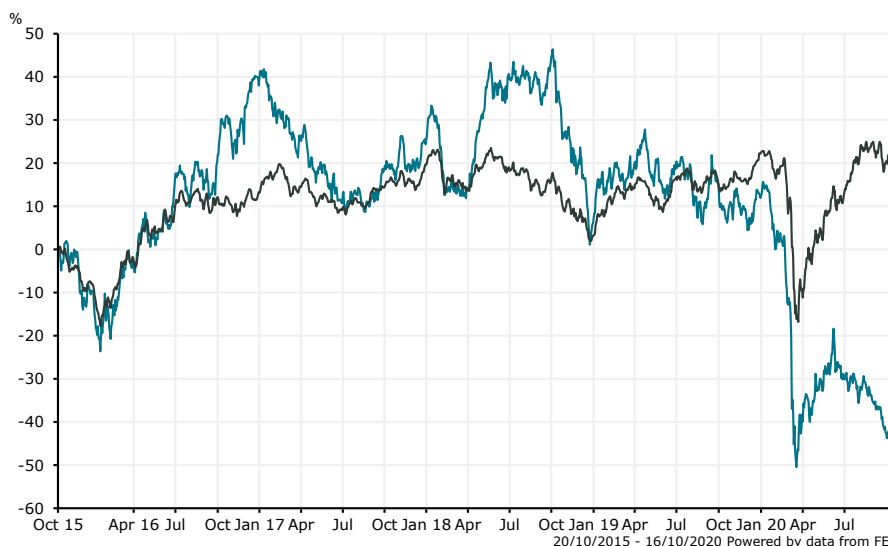
1.24 %

### Fund Aim

The investment objective of the Fund is to provide investors with long-term capital appreciation. To do this the fund invests in the shares of a range of companies in the energy industry. This includes companies engaged in the exploration, production or distribution of oil, gas and other energy sources.

**Sector:** Commodity & Energy

### Performance



■ Guinness Global Energy X GBP  
■ Commodity & Energy

**Morningstar Analyst Rating**

N/A

**FE Crown Rating**

👑👑👑👑👑

#### Discrete Performance - 12 months to 31/12/19

	2019	2018	2017	2016	2015
Fund	5.54	-14.72	-9.85	52.52	-23.37
Stock Sector Average	18.52	-13.81	5.63	23.06	-19.83

#### Cumulative Performance to 30/09/20

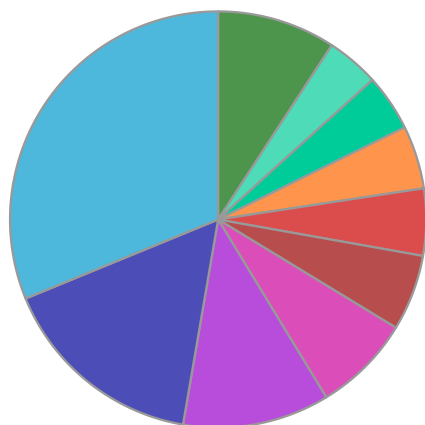
	1 Yr	2 Yrs	3 Yrs	4 Yrs	5 Yrs
Fund	-50.18	-59.97	-51.60	-52.29	-35.34
Stock Sector Average	4.15	4.01	5.28	7.50	28.86

#### Performance Analysis - Annualised 3 years

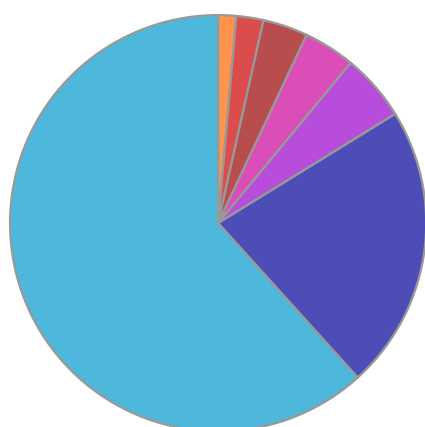
	Growth Rate %	Volatility	Alpha	Beta	Sharpe
Fund	-21.49	28.27	-21.54	1.31	-0.07
Stock Sector Average	1.73	17.79	0.00	1.00	0.00

**Guinness Global Energy X GBP**

**Fund Composition**



	(%)
USA	31.20
Canada	16.10
China	11.40
Others	7.60
UK	5.90
France	5.20
Norway	4.90
Netherlands	4.40
Italy	4.10
Others	9.20



	(%)
Oil & Gas - Integrated	61.70
Oil & Gas Exploration & Production	22.10
Oil & Gas Equipment & Services	5.20
Oil & Gas Equipment & Services	4.00
Oil & Gas Equipment & Services	3.50
Semi Conductors	2.10
Money Market	1.40

**Largest Holdings**

Holdings	(%)
ENBRIDGE INC	5.20
TOTAL SE	5.20
EQUINOR ASA	4.90
CHEVRON CORP	4.60
EXXON MOBIL CORP	4.40

Holdings	(%)
ROYAL DUTCH SHELL PLC	4.40
BP	4.30
ENI	4.10
GAZPROM PJSC	3.90
PIONEER NATURAL RESOURCES CO	3.90

\* Data supplied by fund managers regarding fixed interests funds may not specify yield type. As the provision of redemption yield is an FCA regulatory requirement Novia assumes these are used.

**Important Information**

Performance details and yields are as at 30/09/2020. Performance figures are inclusive of net reinvested income. Source: FE. This document is designed only for professional investors and experienced advisers. The value of investments and the income gained may fluctuate. Investors may not get back the full amount invested. Past performance is not a guide to the future.