

Fidelity Gbl Dmgrp Y Acc GBP

Fund Information

Sector

Equity - International

Manager's Name

Aneta Wynimko

Date Manager Appointed

Feb 2015

Launch Date

Mar 2012

Fund Size(£m)

£830.24

Yield* (See page2)

0.00 %

XD Dates

N/A

Last Distribution

N/A (XD Date)

N/A (Pay Date)

N/A(Distribution)

OCF

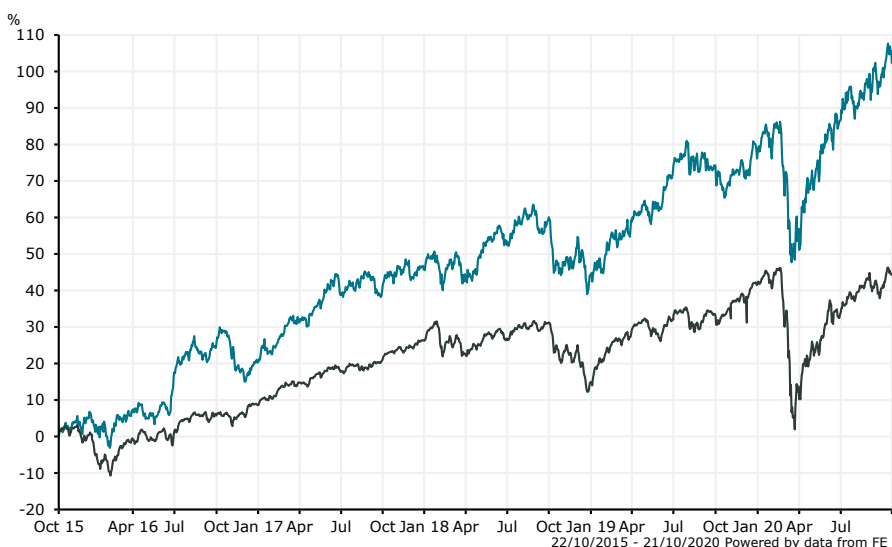
1.08 %

Fund Aim

The fund aims to achieve long-term capital growth from a portfolio primarily invested in equity securities of companies throughout the world that are able to benefit from demographics changes. Investments will include, but are not limited to, health care and consumer industries companies that stand to benefit from the effects of growing life expectancy in ageing populations, and the creation of wealth in emerging markets. Less than 30% of the fund's assets may be invested in emerging markets. Subject to the above, the Investment Manager is free to select any company regardless of size, industry or location and will concentrate its investment in a more limited number of companies and therefore the resulting portfolio will be less diversified.

Sector: Equity - International

Performance



■ Fidelity Gbl Dmgrp Y Acc GBP
■ Equity - International

Morningstar Analyst Rating

N/A

FE Crown Rating

Discrete Performance - 12 months to 31/12/19

	2019	2018	2017	2016	2015
Fund	22.14	-1.10	21.29	13.06	10.43
Stock Sector Average	23.18	-9.02	16.28	7.94	0.71

Cumulative Performance to 30/09/20

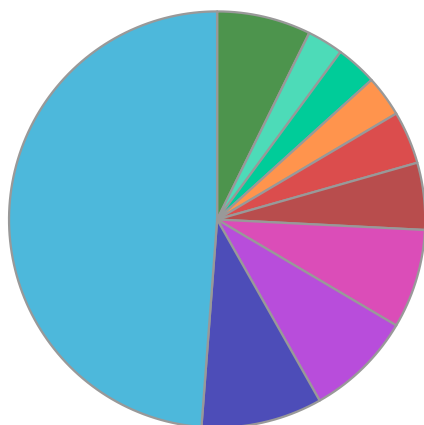
	1 Yr	2 Yrs	3 Yrs	4 Yrs	5 Yrs
Fund	14.53	25.44	43.10	60.63	107.65
Stock Sector Average	5.37	7.38	16.26	33.08	47.64

Performance Analysis - Annualised 3 years

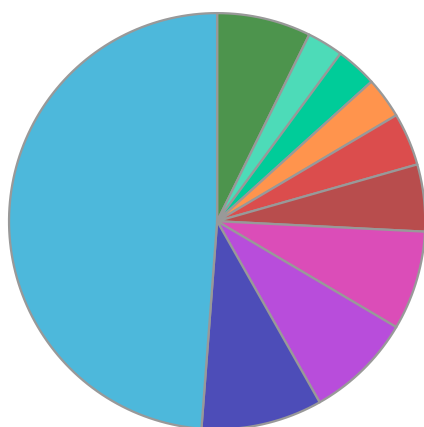
	Growth Rate %	Volatility	Alpha	Beta	Sharpe
Fund	12.69	12.07	8.76	0.70	0.76
Stock Sector Average	5.15	14.67	0.00	1.00	0.11

Fidelity Gbl Dmgrp Y Acc GBP

Fund Composition



	(%)
US Equities	48.80
Japanese Equities	9.40
French Equities	8.30
International Equities	7.70
Chinese Equities	5.20
UK Equities	4.10
German Equities	3.20
Taiwanese Equities	3.20
Money Market	2.80
Others	7.30



	(%)
USA	48.80
Japan	9.40
France	8.30
Others	7.70
China	5.20
UK	4.10
Germany	3.20
Taiwan	3.20
Money Market	2.80
Others	7.30

Largest Holdings

Holdings	(%)
APPLE INC	5.40
AMAZON.COM INC	4.10
MICROSOFT CORP	4.00
ALIBABA GROUP HLDG LTD	3.90
THERMO FISHER SCIENTIFIC INC	3.70

Holdings	(%)
ALPHABET INC	3.30
TAIWAN SEMICONDUCTOR MANUFACTURING	3.20
LVMH MOET HENNESSY VUITTON SE	3.00
L'OREAL	2.90
KEYENCE CORP	2.90

* Data supplied by fund managers regarding fixed interests funds may not specify yield type. As the provision of redemption yield is an FCA regulatory requirement Novia assumes these are used.

Important Information

Performance details and yields are as at 30/09/2020. Performance figures are inclusive of net reinvested income. Source: FE. This document is designed only for professional investors and experienced advisers. The value of investments and the income gained may fluctuate. Investors may not get back the full amount invested. Past performance is not a guide to the future.