

## JPM Gbl Hi Yield Bd C Gr Acc

### Fund Information

**Sector**

IA Sterling High Yield

**Manager's Name**

 Robert Cook  
 Thomas Hauser

**Date Manager Appointed**

Jul 2005

**Launch Date**

Oct 2012

**Fund Size (£m)**

£109.99

**Yield\*** (See page2)

5.49 %

**XD Dates**

Aug 03, May 01, Feb 03, Nov 01

**Last Distribution**

03/08/20 (XD Date)

30/10/20 (Pay Date)

1.53(Distribution)

**OCF**

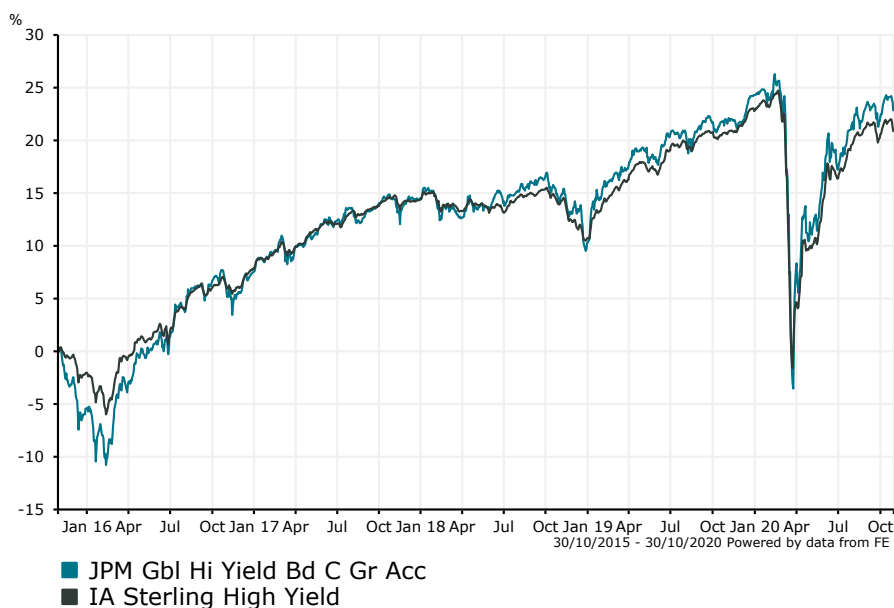
0.70 %

### Fund Aim

To provide a high return from a diversified portfolio of bond and other debt securities. The Fund will invest primarily in bond and other debt securities (mainly below investment grade securities or unrated securities) of issuers in developed countries, primarily corporations and banks. The Fund may also invest in Bond and other Debt Securities of issuers of Emerging countries.

**Sector:** IA Sterling High Yield

### Performance


**Morningstar Analyst Rating**

N/A

**FE Crown Rating**

**Discrete Performance - 12 months to 31/12/19**

	2019	2018	2017	2016	2015
Fund	12.75	-3.72	6.49	13.71	-5.53
Stock Sector Average	10.91	-3.23	6.05	10.09	-0.66

**Cumulative Performance to 30/09/20**

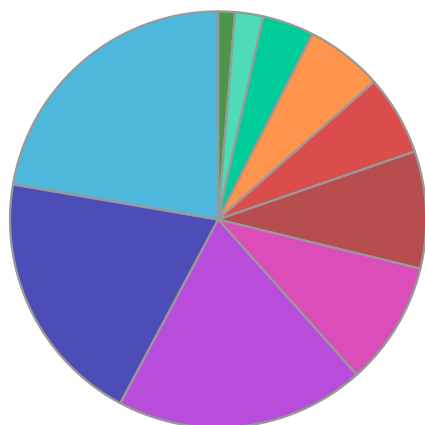
	1 Yr	2 Yrs	3 Yrs	4 Yrs	5 Yrs
Fund	0.15	4.67	7.01	14.38	25.61
Stock Sector Average	-0.41	4.24	5.68	13.48	23.08

**Performance Analysis - Annualised 3 years**

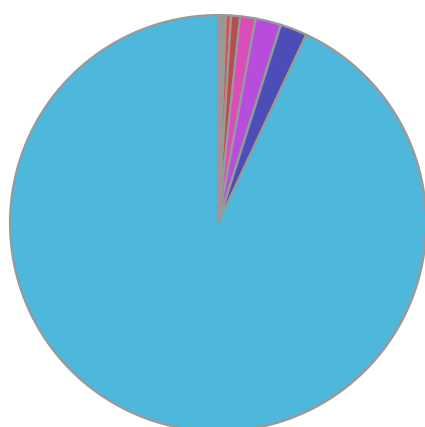
	Growth Rate %	Volatility	Alpha	Beta	Sharpe
Fund	2.28	9.37	0.54	0.92	0.00
Stock Sector Average	1.86	9.89	0.00	1.00	0.00

**JPM Gbl Hi Yield Bd C Gr Acc**

**Fund Composition**



	(%)
Communications	22.30
Non-Cyclical Consumer Goods	19.90
Cyclical Consumer Goods	19.40
Energy	9.60
Capital Goods	9.10
Technology	6.20
Basic Industries	6.00
Financials	4.00
Transport	2.20
Others	1.30



	(%)
US High Yield Fixed Interest	93.50
Luxembourg High Yield Fixed Interest	2.10
Canadian High Yield Fixed Interest	2.00
American Emerging High Yield Fixed Interest	1.20
Dutch High Yield Fixed Interest	0.70
French High Yield Fixed Interest	0.40
Austrian High Yield Fixed Interest	0.20
German High Yield Fixed Interest	0.20
South Korean High Yield Fixed Interest	0.20
Others	-0.50

**Largest Holdings**

Holdings	(%)
CCO HLDGS LLC/CAP CORP 5.75% BDS 15/02/26 USD1000	1.70
SPRINT CAPITAL CORP 8.75% BDS 15/3/32 USD1000`144A`	1.50
DISH DBS CORP 5.875% BDS 15/11/24 USD1144A	1.30
T-MOBILE USA 6.500% 15/01/26	1.30
HCA INC 5.375% BDS 01/02/25 USD2000	1.20

Holdings	(%)
SPRINT 7.620% 15/02/25	1.20
REICHHOLD CAYMAN 0.000% 19/10/20	1.20
HCA 5.880% 15/02/26	1.00
BAUSCH HEALTH 9.000% 15/12/25	1.00
VICI PROPERTIES 0.000% 19/10/20	0.80

\* Data supplied by fund managers regarding fixed interests funds may not specify yield type. As the provision of redemption yield is an FCA regulatory requirement Novia assumes these are used.

**Important Information**

Performance details and yields are as at 30/09/2020. Performance figures are inclusive of net reinvested income. Source: FE. This document is designed only for professional investors and experienced advisers. The value of investments and the income gained may fluctuate. Investors may not get back the full amount invested. Past performance is not a guide to the future.