

JPM Gbl Hi Yield Bd C Gr Inc

Fund Information

Sector

IA Sterling High Yield

Manager's Name

 Robert Cook
 Thomas Hauser

Date Manager Appointed

Jul 2005

Launch Date

Oct 2012

Fund Size(£m)

£110.82

Yield* (See page2)

5.44 %

XD Dates

Aug 03, May 01, Feb 03, Nov 01

Last Distribution

03/08/20 (XD Date)

30/10/20 (Pay Date)

1.00(Distribution)

OCF

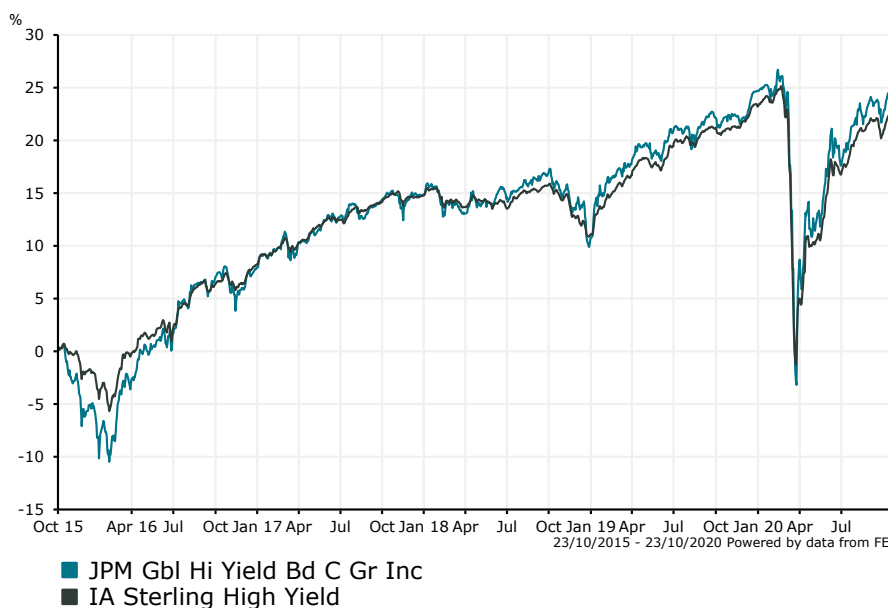
0.70 %

Fund Aim

To provide a high return from a diversified portfolio of bond and other debt securities. The Fund will invest primarily in bond and other debt securities (mainly below investment grade securities or unrated securities) of issuers in developed countries, primarily corporations and banks. The Fund may also invest in Bond and other Debt Securities of issuers of Emerging countries.

Sector: IA Sterling High Yield

Performance


Morningstar Analyst Rating

N/A

FE Crown Rating

Discrete Performance - 12 months to 31/12/19

	2019	2018	2017	2016	2015
Fund	12.71	-3.69	6.47	13.70	-5.51
Stock Sector Average	10.91	-3.23	6.05	10.09	-0.66

Cumulative Performance to 30/09/20

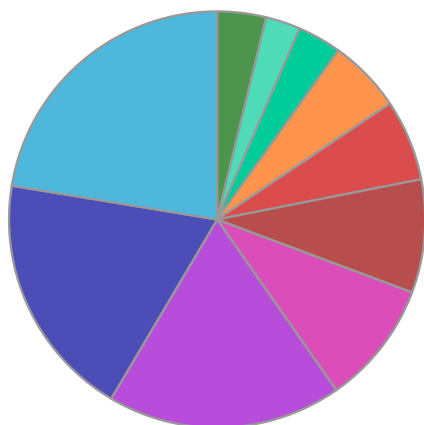
	1 Yr	2 Yrs	3 Yrs	4 Yrs	5 Yrs
Fund	0.13	4.69	7.02	14.45	25.65
Stock Sector Average	-0.41	4.24	5.68	13.48	23.08

Performance Analysis - Annualised 3 years

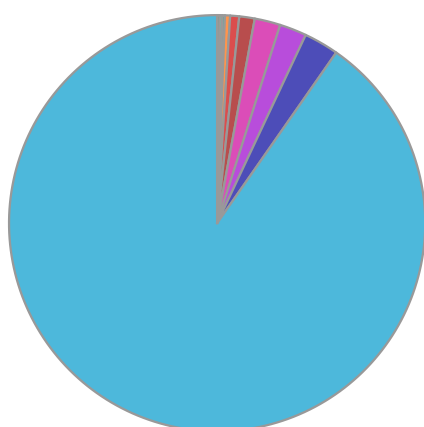
	Growth Rate %	Volatility	Alpha	Beta	Sharpe
Fund	2.29	9.37	0.55	0.92	0.00
Stock Sector Average	1.86	9.89	0.00	1.00	0.00

JPM Gbl Hi Yield Bd C Gr Inc

Fund Composition



	(%)
Communications	22.40
Non-Cyclical Consumer Goods	19.10
Cyclical Consumer Goods	18.20
Energy	9.60
Capital Goods	8.80
Technology	6.30
Basic Industries	5.70
Financials	3.40
Money Market	2.70
Others	3.80



	(%)
US High Yield Fixed Interest	90.30
Money Market	2.70
Luxembourg High Yield Fixed Interest	2.10
Canadian High Yield Fixed Interest	2.00
American Emerging High Yield Fixed Interest	1.20
Dutch High Yield Fixed Interest	0.70
French High Yield Fixed Interest	0.40
South Korean High Yield Fixed Interest	0.20
UK High Yield Fixed Interest	0.20
Others	0.20

Largest Holdings

Holdings	(%)
SPRINT CAPITAL CORP 8.75% BDS 15/3/32 USD1000` 144A`	1.70
CCO HLDGS LLC/CAP CORP 5.75% BDS 15/02/26 USD1000	1.60
DISH DBS CORP 5.875% BDS 15/11/24 USD1144A	1.30
HCA INC 5.375% BDS 01/02/25 USD2000	1.20
T-MOBILE USA 6.500% 15/01/26	1.20

Holdings	(%)
REICHHOLD CAYMAN 0.000% 17/09/20	1.20
SPRINT 7.620% 15/02/25	1.10
HCA 5.880% 15/02/26	1.00
BAUSCH HEALTH 9.000% 15/12/25	1.00
TENET HEALTHCARE CORP 4.875% BDS 01/01/26 USD2000	0.80

* Data supplied by fund managers regarding fixed interests funds may not specify yield type. As the provision of redemption yield is an FCA regulatory requirement Novia assumes these are used.

Important Information

Performance details and yields are as at 30/09/2020. Performance figures are inclusive of net reinvested income. Source: FE. This document is designed only for professional investors and experienced advisers. The value of investments and the income gained may fluctuate. Investors may not get back the full amount invested. Past performance is not a guide to the future.