

## JPM UK Equity Value C Acc

### Fund Information

**Sector**

IA UK All Companies

**Manager's Name**

Ian Butler  
Thomas Buckingham

**Date Manager Appointed**

May 2010

**Launch Date**

Aug 2012

**Fund Size (£m)**

£40.13

**Yield\*** (See page2)

4.33 %

**XD Dates**

Aug 03, May 01, Feb 03, Nov 01

**Last Distribution**

03/08/20 (XD Date)

30/10/20 (Pay Date)

0.42(Distribution)

**OCF**

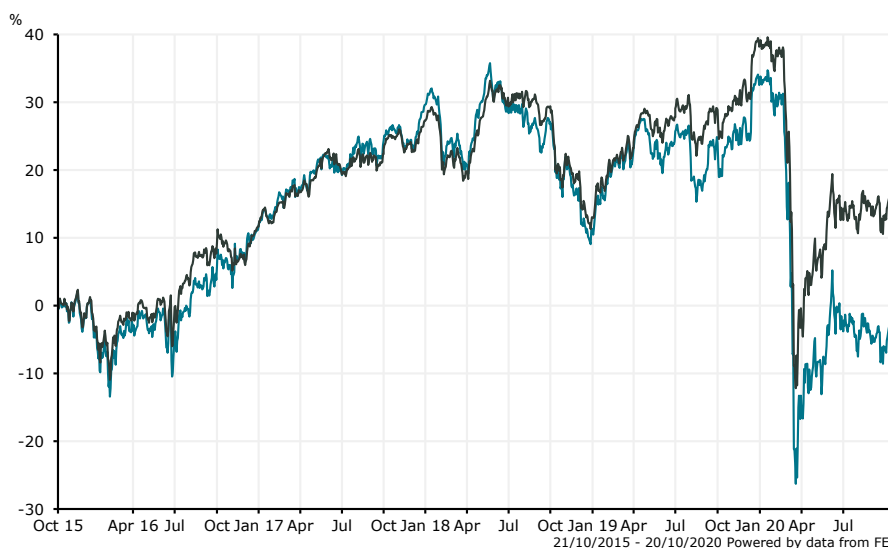
0.75 %

### Fund Aim

To provide capital growth over the long-term (5-10 years) through investment in a value style biased portfolio of UK companies.

**Sector:** IA UK All Companies

### Performance



■ JPM UK Equity Value C Acc  
■ IA UK All Companies

**Morningstar Analyst Rating**  
N/A

**FE Crown Rating**  
👑👑👑👑👑

#### Discrete Performance - 12 months to 31/12/19

	2019	2018	2017	2016	2015
Fund	19.07	-14.10	16.56	10.78	5.93
Stock Sector Average	22.24	-11.19	13.99	10.82	4.86

#### Cumulative Performance to 30/09/20

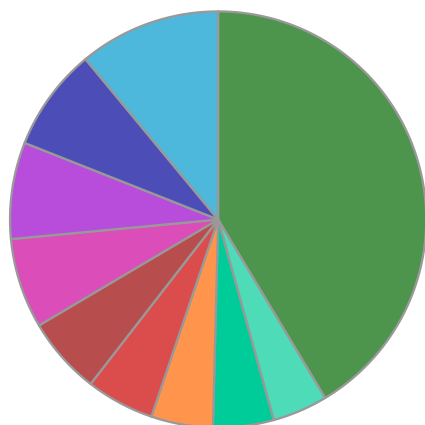
	1 Yr	2 Yrs	3 Yrs	4 Yrs	5 Yrs
Fund	-25.21	-26.33	-24.49	-10.02	-3.56
Stock Sector Average	-12.76	-12.78	-7.95	4.61	16.90

#### Performance Analysis - Annualised 3 years

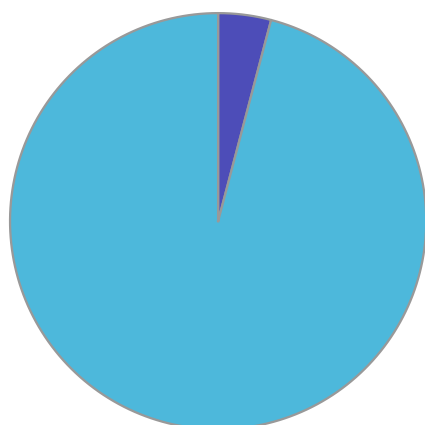
	Growth Rate %	Volatility	Alpha	Beta	Sharpe
Fund	-8.94	20.04	-5.55	1.15	-0.02
Stock Sector Average	-2.72	16.89	0.00	1.00	-0.01

**JPM UK Equity Value C Acc**

**Fund Composition**



	(%)
Mineral Extraction	11.00
Oil & Gas Exploration & Production	8.00
Household Goods	7.50
Financial Services	7.00
Life Insurance	6.00
Support Services	5.30
Banks	4.80
Tobacco	4.70
Biotechnology/Medical	4.30
Others	41.40



	(%)
UK Equities	95.90
Money Market	4.10

**Largest Holdings**

Holdings	(%)
ROYAL DUTCH SHELL PLC	4.90
GLAXOSMITHKLINE	4.30
BRITISH AMERICAN TOBACCO	3.50
RIO TINTO	3.40
BP	3.10

Holdings	(%)
BHP GROUP LTD	2.60
PRUDENTIAL PLC	2.40
VODAFONE GROUP	2.10
CRH	1.80
ANGLO AMERICAN	1.70

\* Data supplied by fund managers regarding fixed interests funds may not specify yield type. As the provision of redemption yield is an FCA regulatory requirement Novia assumes these are used.

**Important Information**

Performance details and yields are as at 30/09/2020. Performance figures are inclusive of net reinvested income. Source: FE. This document is designed only for professional investors and experienced advisers. The value of investments and the income gained may fluctuate. Investors may not get back the full amount invested. Past performance is not a guide to the future.