

## Janus Henderson Global Equity I A

### Fund Information

**Sector**  
IA Global

**Manager's Name**  
Gordon Mackay

**Date Manager Appointed**  
Aug 2019

**Launch Date**  
Aug 2012

**Fund Size(£m)**  
£713.90

**Yield\*** (See page2)  
0.30 %

**XD Dates**  
Dec 02

**Last Distribution**  
02/12/19 (XD Date)  
31/01/20 (Pay Date)  
1.08(Distribution)

**OCF**  
0.84 %

#### Morningstar Analyst Rating

N/A

#### FE Crown Rating

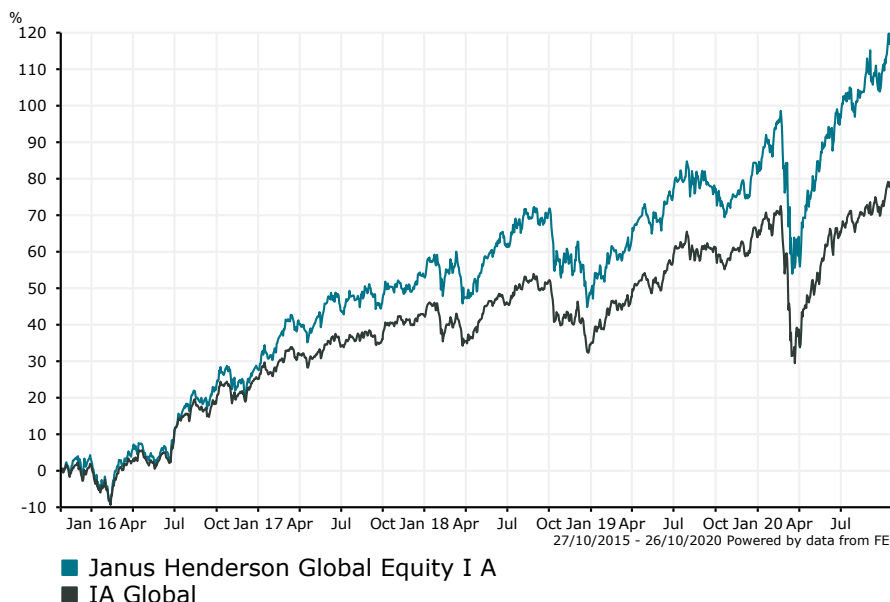


### Fund Aim

The Fund aims to provide capital growth over the long term. Performance target: To outperform the MSCI All Countries World Index by 2.5% per annum, before the deduction of charges, over any 5 year period. The Fund invests at least 80% of its assets in a concentrated portfolio of shares (also known as equities) of companies, of any size, in any industry, in any country. The portfolio may be concentrated in terms of its number of holdings and/or the size of its largest holdings. The Fund is actively managed with reference to the MSCI All Countries World Index, which is broadly representative of the companies in which it may invest, as this forms the basis of the Fund's performance target. The investment manager has discretion to choose investments for the Fund with weightings different to the index or not in the index. As an additional means of assessing the performance of the Fund, the IA Global sector average, which is based on a peer group of broadly similar funds, may also provide a useful comparator.

**Sector:** IA Global

### Performance



#### Discrete Performance - 12 months to 31/12/19

	2019	2018	2017	2016	2015
Fund	22.27	-3.26	19.89	23.82	10.49
Stock Sector Average	21.92	-5.72	14.02	23.33	2.77

#### Cumulative Performance to 30/09/20

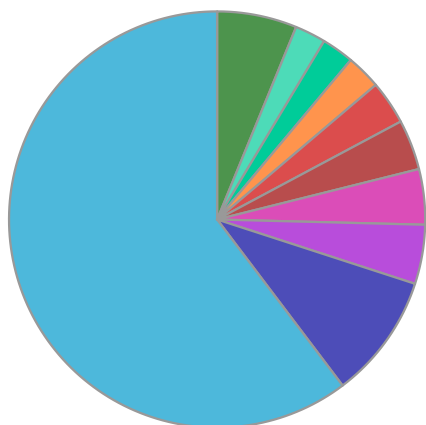
	1 Yr	2 Yrs	3 Yrs	4 Yrs	5 Yrs
Fund	18.79	22.71	43.50	71.34	122.70
Stock Sector Average	7.19	13.60	26.81	45.73	83.83

#### Performance Analysis - Annualised 3 years

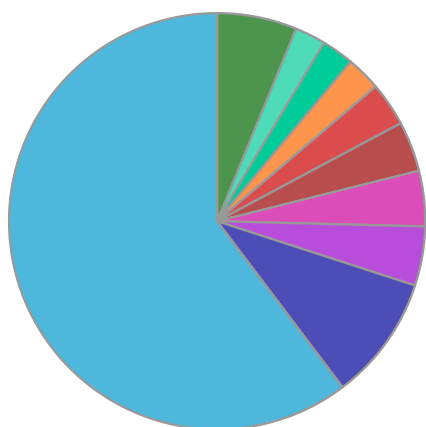
	Growth Rate %	Volatility	Alpha	Beta	Sharpe
Fund	12.79	14.62	4.29	1.01	0.64
Stock Sector Average	8.24	13.76	0.00	1.00	0.34

Janus Henderson **Global Equity I A**

**Fund Composition**



	(%)
US Equities	60.30
UK Equities	9.70
Taiwanese Equities	4.60
Chinese Equities	4.30
German Equities	3.90
Dutch Equities	3.40
International Equities	2.70
Danish Equities	2.50
Indian Equities	2.40
Others	6.20



	(%)
USA	60.30
UK	9.70
Taiwan	4.60
China	4.30
Germany	3.90
Netherlands	3.40
Others	2.70
Denmark	2.50
India	2.40
Others	6.20

**Largest Holdings**

Holdings	(%)
AMAZON.COM INC	4.90
MICROSOFT CORP	4.80
ALPHABET INC	4.50
ADOBE INC	3.90
FACEBOOK INC	3.70

Holdings	(%)
APPLE INC	3.20
NETFLIX INC	3.20
TAIWAN SEMICONDUCTOR MANUFACTURING	3.00
UNILEVER	3.00
PAYPAL HLDGS INC	3.00

\* Data supplied by fund managers regarding fixed interests funds may not specify yield type. As the provision of redemption yield is an FCA regulatory requirement Novia assumes these are used.

**Important Information**

Performance details and yields are as at 30/09/2020. Performance figures are inclusive of net reinvested income. Source: FE. This document is designed only for professional investors and experienced advisers. The value of investments and the income gained may fluctuate. Investors may not get back the full amount invested. Past performance is not a guide to the future.