

M&G North Am Div I Inc GBP

Fund Information

Sector

IA North America

Manager's Name

John Weavers

Date Manager Appointed

Apr 2015

Launch Date

Aug 2012

Fund Size (£m)

£670.77

Yield* (See page2)

1.73 %

XD Dates

Sep 01, Jun 01, Mar 02, Dec 02

Last Distribution

01/09/20 (XD Date)

30/10/20 (Pay Date)

19.51(Distribution)

OCF

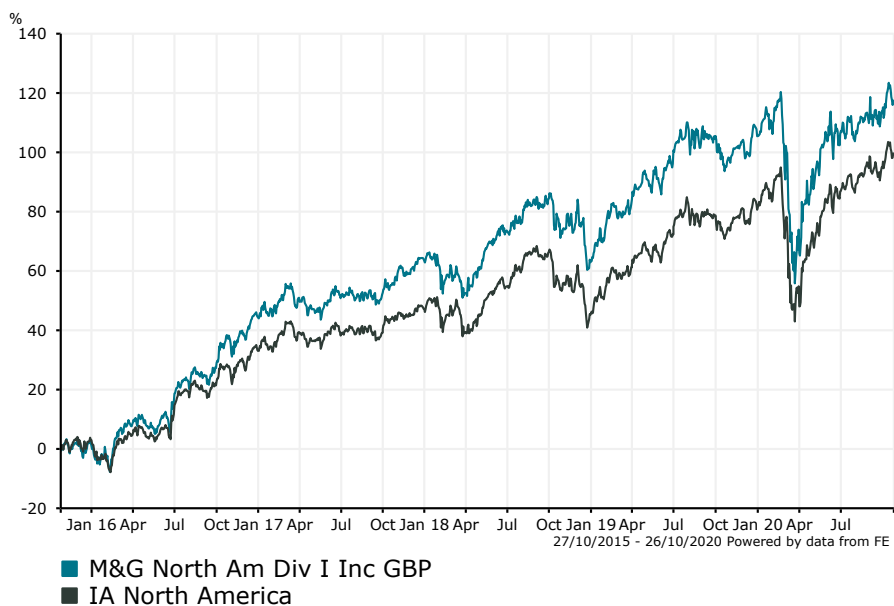
0.70 %

Fund Aim


The Fund has two aims: •To provide a higher total return (the combination of capital growth and income), net of the Ongoing Charge Figure, than that of the S&P 500 Index over any five-year period and •To provide an income stream that increases every year in USD terms.

Sector: IA North America

Performance



Morningstar Analyst Rating
N/A

FE Crown Rating


Discrete Performance - 12 months to 31/12/19

	2019	2018	2017	2016	2015
Fund	26.07	-0.62	13.44	41.48	-0.67
Stock Sector Average	24.41	-1.37	10.53	29.31	4.18

Cumulative Performance to 30/09/20

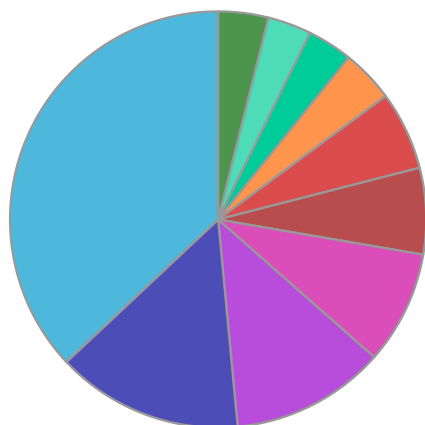
	1 Yr	2 Yrs	3 Yrs	4 Yrs	5 Yrs
Fund	4.46	16.00	40.56	67.81	129.96
Stock Sector Average	9.12	17.24	39.90	60.37	108.57

Performance Analysis - Annualised 3 years

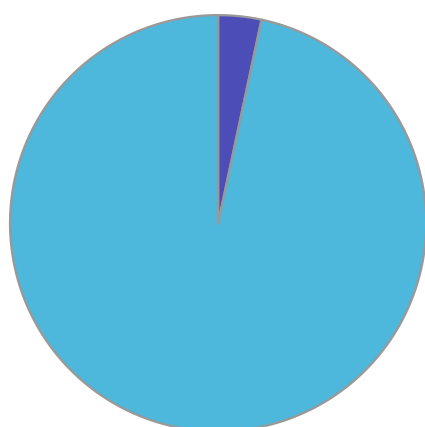
	Growth Rate %	Volatility	Alpha	Beta	Sharpe
Fund	12.02	16.30	-0.07	1.03	0.52
Stock Sector Average	11.84	15.60	0.00	1.00	0.53

M&G North Am Div I Inc GBP

Fund Composition



	(%)
Information Technology	37.00
Health Care	14.50
Financials	12.00
Consumer Discretionary	8.80
Consumer Staples	6.70
Industrials	6.10
Energy	4.10
Real Estate	3.50
Materials	3.40
Others	3.90



	(%)
US Equities	96.82
Canadian Equities	3.35
Money Market	-0.17

Largest Holdings

Holdings	(%)
MICROSOFT CORP	8.60
VISA INC	5.80
BROADCOM INC	4.50
FIDELITY NATIONAL INFO SERVICES INC	4.30
LAM RESEARCH CORP	4.00

Holdings	(%)
LOWES COMPANIES INC	4.00
UNITEDHEALTH GROUP INC	3.80
ANTHEM INC	3.80
CONSTELLATION BRANDS INC	3.70
BLACKROCK INC	3.20

* Data supplied by fund managers regarding fixed interests funds may not specify yield type. As the provision of redemption yield is an FCA regulatory requirement Novia assumes these are used.

Important Information

Performance details and yields are as at 30/09/2020. Performance figures are inclusive of net reinvested income. Source: FE. This document is designed only for professional investors and experienced advisers. The value of investments and the income gained may fluctuate. Investors may not get back the full amount invested. Past performance is not a guide to the future.