

M&G Pan Eurp Sel Sma Cos I Inc GBP

Fund Information

Sector

IA European Smaller Companies

Manager's Name

Michael Oliveros

Date Manager Appointed

Dec 2015

Launch Date

Aug 2012

Fund Size (£m)

£139.41

Yield* (See page2)

1.15 %

XD Dates

Sep 01

Last Distribution

01/09/20 (XD Date)

30/10/20 (Pay Date)

22.25(Distribution)

OCF

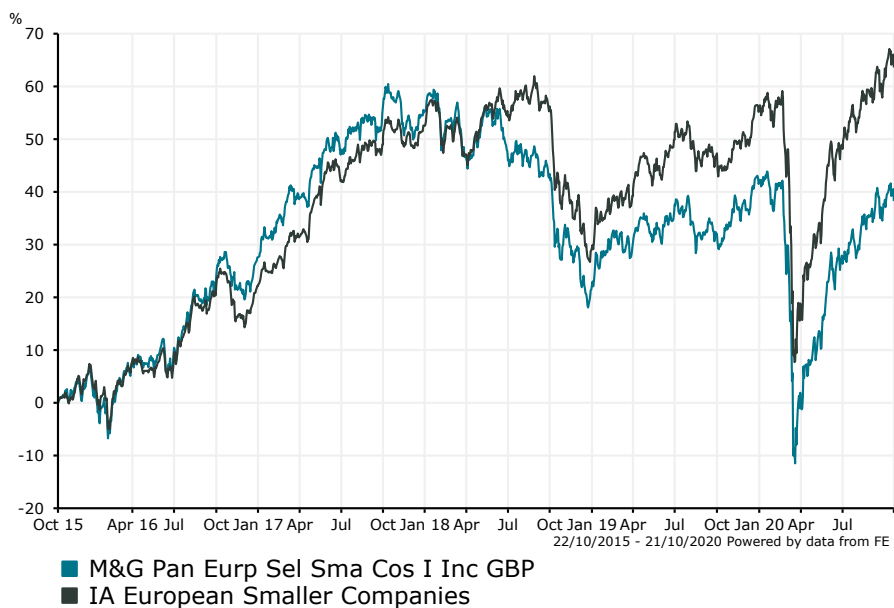
0.85 %

Fund Aim


The Fund aims to provide a higher total return (the combination of capital growth and income) than that of the EMIX Smaller European Companies Index, net of the Ongoing Charges Figure, over any five-year period.

Sector: IA European Smaller Companies

Performance



Morningstar Analyst Rating
N/A

FE Crown Rating


Discrete Performance - 12 months to 31/12/19

	2019	2018	2017	2016	2015
Fund	16.46	-21.64	21.55	19.77	20.20
Stock Sector Average	20.34	-15.46	24.85	14.02	19.26

Cumulative Performance to 30/09/20

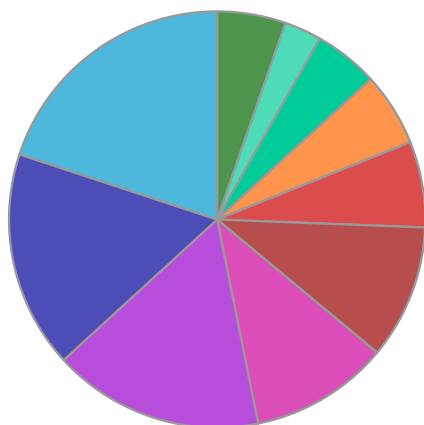
	1 Yr	2 Yrs	3 Yrs	4 Yrs	5 Yrs
Fund	4.02	-3.67	-11.33	12.90	41.22
Stock Sector Average	9.85	3.89	8.27	34.02	64.78

Performance Analysis - Annualised 3 years

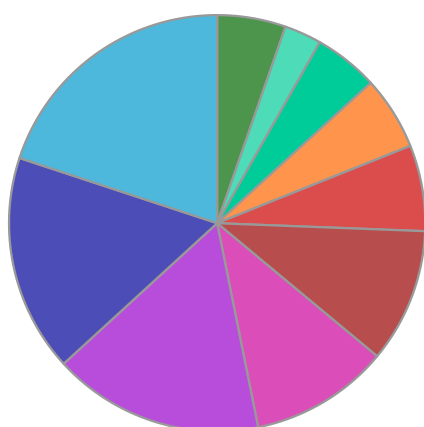
	Growth Rate %	Volatility	Alpha	Beta	Sharpe
Fund	-3.93	18.13	-6.36	1.01	-0.01
Stock Sector Average	2.68	17.51	0.00	1.00	0.00

M&G Pan Eurp Sel Sma Cos I Inc GBP

Fund Composition



	(%)
Swedish Equities	19.93
UK Equities	16.87
German Equities	16.36
Danish Equities	10.80
French Equities	10.43
Irish Equities	6.67
Swiss Equities	5.72
Spanish Equities	5.00
Belgian Equities	2.89
Others	5.33



	(%)
Sweden	19.93
UK	16.87
Germany	16.36
Denmark	10.80
France	10.43
Ireland	6.67
Switzerland	5.72
Spain	5.00
Belgium	2.89
Others	5.33

Largest Holdings

Holdings	(%)
DSV PANALPINA AS	3.90
REMY COINTREAU	3.60
CTS EVENTIM AG & CO KGAA	3.60
LABORATORIOS FARMACEUTOCOS ROVI SA	3.60
KARNOV GROUP AB (PUBL)	3.60

Holdings	(%)
MEDICOVER AB	3.60
ALK ABELLO	3.50
SIMCORP	3.40
FINTECH GLOBAL INC	3.40
WH SMITH PLC	3.30

* Data supplied by fund managers regarding fixed interests funds may not specify yield type. As the provision of redemption yield is an FCA regulatory requirement Novia assumes these are used.

Important Information

Performance details and yields are as at 30/09/2020. Performance figures are inclusive of net reinvested income. Source: FE. This document is designed only for professional investors and experienced advisers. The value of investments and the income gained may fluctuate. Investors may not get back the full amount invested. Past performance is not a guide to the future.