

## M&G Gbl Hi Yield Bd I Acc GBP

### Fund Information

**Sector**

IA Sterling High Yield

**Manager's Name**

 Stefan Isaacs  
 James Tomlins  
 Luke Coha

**Date Manager Appointed**

Sep 2010

**Launch Date**

Aug 2012

**Fund Size (£m)**

£1411.99

**Yield\*** (See page2)

4.19 %

**XD Dates**

Oct 01, Sep 01, Aug 03, Jul 01

**Last Distribution**

 01/10/20 (XD Date)  
 30/10/20 (Pay Date)  
 5.88(Distribution)

**OCF**

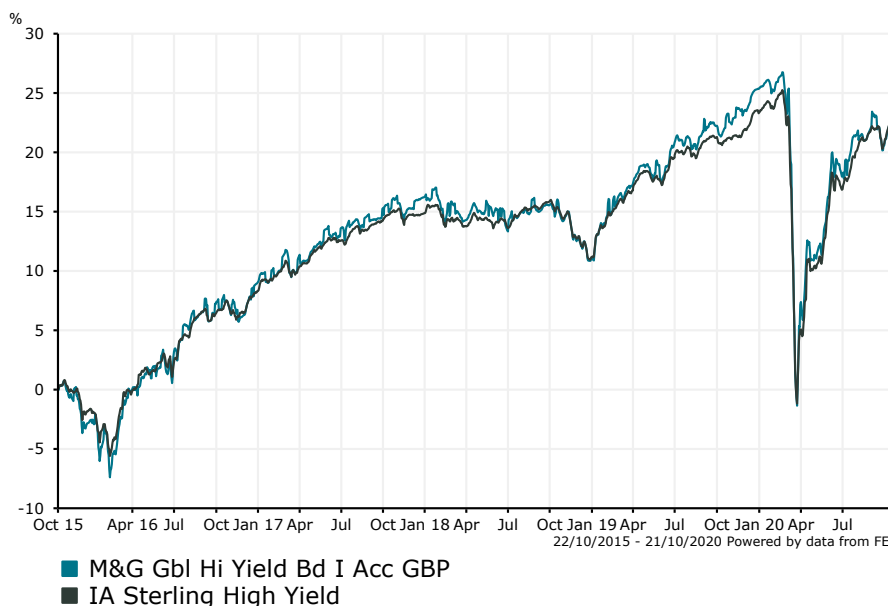
0.68 %

### Fund Aim

The Fund aims to provide a higher total return (the combination of capital growth and income), net of the Ongoing Charge Figure, than that of the ICE BofAML Global High Yield Index (GBP Hedged) over any five-year period.

**Sector:** IA Sterling High Yield

### Performance


**Morningstar Analyst Rating**

Neutral

**FE Crown Rating**

**Discrete Performance - 12 months to 31/12/19**

	2019	2018	2017	2016	2015
Fund	12.84	-4.42	6.63	11.88	-1.96
Stock Sector Average	10.91	-3.23	6.05	10.09	-0.66

**Cumulative Performance to 30/09/20**

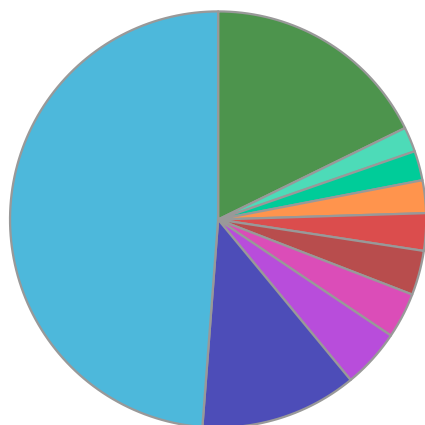
	1 Yr	2 Yrs	3 Yrs	4 Yrs	5 Yrs
Fund	-1.33	4.39	4.66	12.49	23.64
Stock Sector Average	-0.41	4.24	5.68	13.48	23.08

**Performance Analysis - Annualised 3 years**

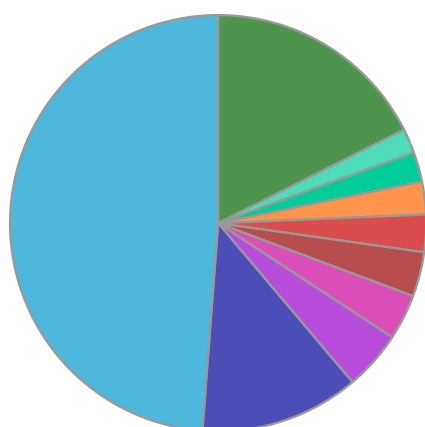
	Growth Rate %	Volatility	Alpha	Beta	Sharpe
Fund	1.53	9.44	-0.23	0.94	0.00
Stock Sector Average	1.86	9.89	0.00	1.00	0.00

**M&G Gbl Hi Yield Bd I Acc GBP**

**Fund Composition**



	(%)
USA	48.79
UK	12.19
France	4.60
Netherlands	3.54
Mexico	3.46
China	2.90
Money Market	2.54
Germany	2.29
Switzerland	1.93
Others	17.75



	(%)
US High Yield Fixed Interest	48.79
UK High Yield Fixed Interest	12.37
French High Yield Fixed Interest	4.60
Dutch High Yield Fixed Interest	3.54
Mexican High Yield Fixed Interest	3.46
Chinese High Yield Fixed Interest	2.90
Money Market	2.54
German High Yield Fixed Interest	2.29
Swiss High Yield Fixed Interest	1.93
Others	17.57

**Largest Holdings**

Holdings	(%)
HM TREASURY UNITED KINGDOM DMO 0.625% TRSY GILT 07/06/25 GBP0.01	3.93
NORTHERN TRUST STERLING E	2.69
FORD MOTOR CO 9% BDS 22/04/25 USD1000	2.45
AVANTOR INC 3.875% BDS 15/07/28 EUR100000	1.57
PETROLEOS MEXICANOS 6.5% BDS 13/03/27 USD10000	1.35

Holdings	(%)
KB HOME 4.8% BDS 15/11/29 USD2000	1.18
BAUSCH HEALTH COS INC 7% BDS 15/01/28 USD1000	1.15
SIRIUS XM RADIO INC 5% 01/08/2027	1.15
PILGRIMS PRIDE CORP 5.75% BDS 15/03/25 USD2000	1.14
SPRINT CORP 7.875% BDS 15/09/23 USD2000	1.07

\* Data supplied by fund managers regarding fixed interests funds may not specify yield type. As the provision of redemption yield is an FCA regulatory requirement Novia assumes these are used.

**Important Information**

Performance details and yields are as at 30/09/2020. Performance figures are inclusive of net reinvested income. Source: FE. This document is designed only for professional investors and experienced advisers. The value of investments and the income gained may fluctuate. Investors may not get back the full amount invested. Past performance is not a guide to the future.