

M&G Japan I Acc GBP

Fund Information

Sector
IA Japan

Manager's Name
Carl Vine

Date Manager Appointed
Sep 2019

Launch Date
Aug 2012

Fund Size (£m)
£157.49

Yield* (See page 2)
1.81 %

XD Dates
Sep 01

Last Distribution
01/09/20 (XD Date)
30/10/20 (Pay Date)
40.35(Distribution)

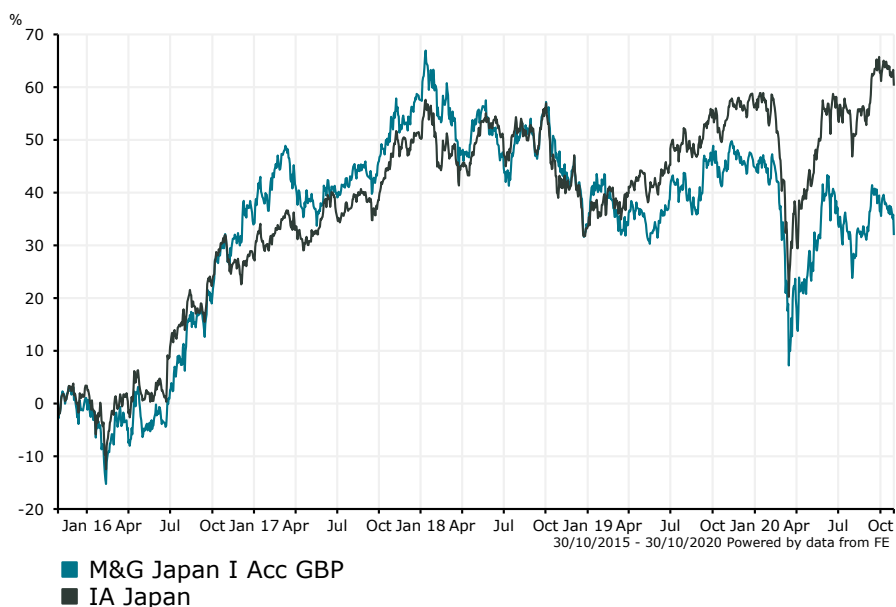
OCF
0.90 %

Fund Aim

The Fund aims to provide a higher total return (the combination of capital growth and income), net of the Ongoing Charge Figure, than that of the MSCI Japan Index over any five-year period.

Sector: IA Japan

Performance



Morningstar Analyst Rating
N/A

FE Crown Rating
👑👑👑👑👑

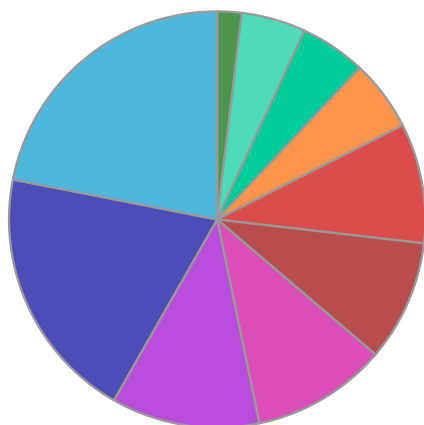
Discrete Performance - 12 months to 31/12/19					
	2019	2018	2017	2016	2015
Fund	8.38	-15.18	17.66	32.55	16.67
Stock Sector Average	17.22	-11.41	17.93	23.34	15.66

Cumulative Performance to 30/09/20					
	1 Yr	2 Yrs	3 Yrs	4 Yrs	5 Yrs
Fund	-6.04	-12.45	-6.36	14.71	49.45
Stock Sector Average	5.55	4.37	17.47	33.15	77.05

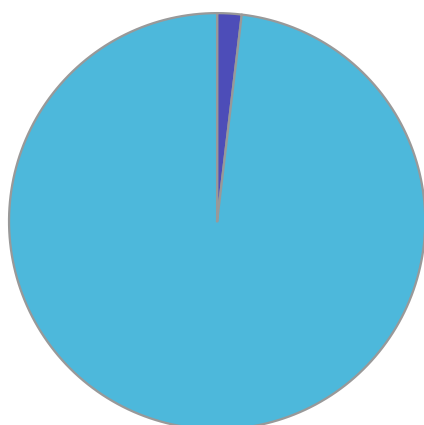
Performance Analysis - Annualised 3 years					
	Growth Rate %	Volatility	Alpha	Beta	Sharpe
Fund	-2.17	16.35	-7.28	1.05	-0.01
Stock Sector Average	5.51	13.95	0.00	1.00	0.14

M&G Japan I Acc GBP

Fund Composition



	(%)
Industrials	21.90
Consumer Discretionary	19.80
Financials	11.50
Real Estate	10.50
Communications	9.40
Information Technology	9.30
Consumer Staples	5.50
Health Care	5.10
Materials	5.00
Money Market	1.90



	(%)
Japanese Equities	98.11
Money Market	1.89

Largest Holdings

Holdings	(%)
HITACHI ZOSEN CORP	4.10
SONY CORP	4.10
FUJI ELECTRIC CO LTD	3.90
MITSUI FUDOSAN	3.80
CREDIT SAISON CO	3.50

Holdings	(%)
MITSUI & CO	3.40
TOYOTA INDUSTRIES CORP	3.20
HITACHI	3.10
JSR CORP	3.00
TOKYO BROADCASTING SYSTEM HLDGS INC	3.00

* Data supplied by fund managers regarding fixed interests funds may not specify yield type. As the provision of redemption yield is an FCA regulatory requirement Novia assumes these are used.

Important Information

Performance details and yields are as at 30/09/2020. Performance figures are inclusive of net reinvested income. Source: FE. This document is designed only for professional investors and experienced advisers. The value of investments and the income gained may fluctuate. Investors may not get back the full amount invested. Past performance is not a guide to the future.