

M&G Pan European Select I Inc GBP

Fund Information

Sector

IA Europe Including UK

Manager's Name

John William Olsen

Date Manager Appointed

Jul 2014

Launch Date

Aug 2012

Fund Size (£m)

£130.64

Yield* (See page2)

1.65 %

XD Dates

Sep 01, Mar 02

Last Distribution

01/09/20 (XD Date)

30/10/20 (Pay Date)

21.19(Distribution)

OCF

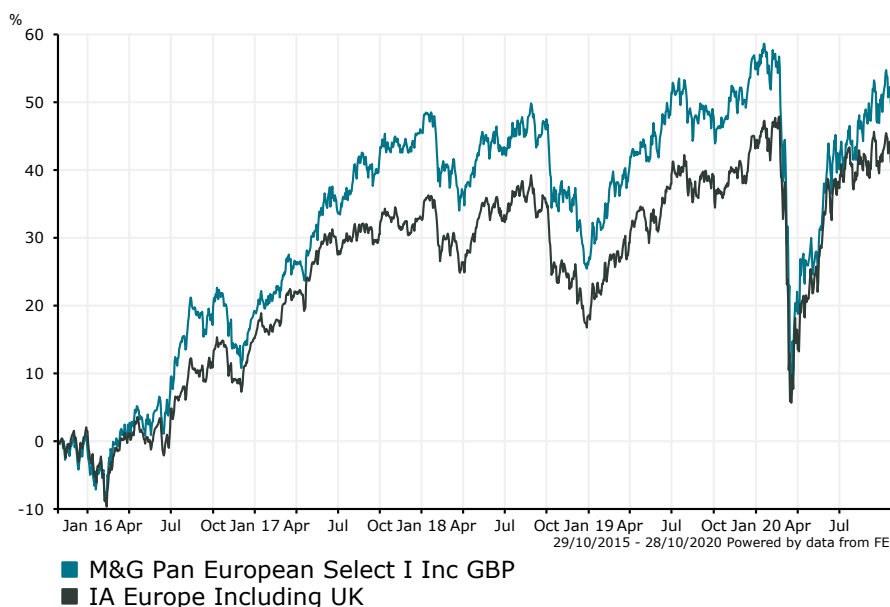
0.70 %

Fund Aim

The Fund aims to provide a higher total return (the combination of capital growth and income), net of the Ongoing Charge Figure, than that of the MSCI Europe Index over any five-year period.

Sector: IA Europe Including UK

Performance



Morningstar Analyst Rating
N/A

FE Crown Rating
★★★★★

Discrete Performance - 12 months to 31/12/19

	2019	2018	2017	2016	2015
Fund	22.85	-13.55	22.29	19.22	8.07
Stock Sector Average	20.87	-10.87	15.35	13.46	7.75

Cumulative Performance to 30/09/20

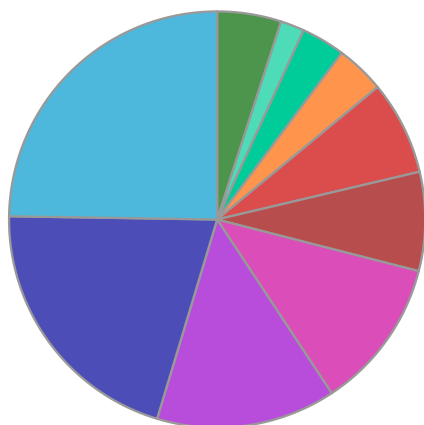
	1 Yr	2 Yrs	3 Yrs	4 Yrs	5 Yrs
Fund	1.22	2.78	6.21	28.08	55.43
Stock Sector Average	1.49	4.57	8.24	27.44	47.52

Performance Analysis - Annualised 3 years

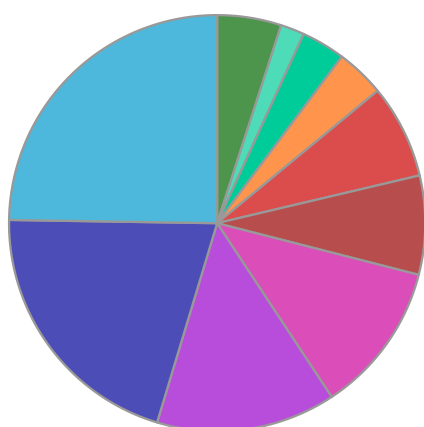
	Growth Rate %	Volatility	Alpha	Beta	Sharpe
Fund	2.03	13.96	-0.58	1.01	0.00
Stock Sector Average	2.67	13.35	0.00	1.00	0.00

M&G Pan European Select I Inc GBP

Fund Composition



	(%)
UK Equities	24.75
Danish Equities	20.59
German Equities	13.94
Swiss Equities	11.73
French Equities	7.68
Dutch Equities	7.29
Norwegian Equities	3.79
Spanish Equities	3.40
Austrian Equities	1.85
Others	4.98



	(%)
UK	24.75
Denmark	20.59
Germany	13.94
Switzerland	11.73
France	7.68
Netherlands	7.29
Norway	3.79
Spain	3.40
Austria	1.85
Others	4.98

Largest Holdings

Holdings	(%)
NOVO-NORDISK AS	6.50
SCHNEIDER ELECTRIC SE	6.40
DSV PANALPINA AS	6.30
KUEHNE & NAGEL INTERNATIONAL AG	5.30
AKZO NOBEL NV	5.10

Holdings	(%)
NESTLE SA	5.10
FRESENIUS MEDICAL CARE AG & CO.KGAA	4.80
LINDE AG	4.60
UNILEVER	4.60
PETS AT HOME GROUP PLC	4.60

* Data supplied by fund managers regarding fixed interests funds may not specify yield type. As the provision of redemption yield is an FCA regulatory requirement Novia assumes these are used.

Important Information

Performance details and yields are as at 30/09/2020. Performance figures are inclusive of net reinvested income. Source: FE. This document is designed only for professional investors and experienced advisers. The value of investments and the income gained may fluctuate. Investors may not get back the full amount invested. Past performance is not a guide to the future.