

## M&G Smaller Companies I Acc GBP

### Fund Information

**Sector**

IA UK Smaller Companies

**Manager's Name**

Garfield Kiff

**Date Manager Appointed**

Dec 2012

**Launch Date**

Aug 2012

**Fund Size(£m)**

£373.10

**Yield\*** (See page2)

0.92 %

**XD Dates**

Jul 01, Jan 02

**Last Distribution**

01/07/20 (XD Date)

28/08/20 (Pay Date)

3.27(Distribution)

**OCF**

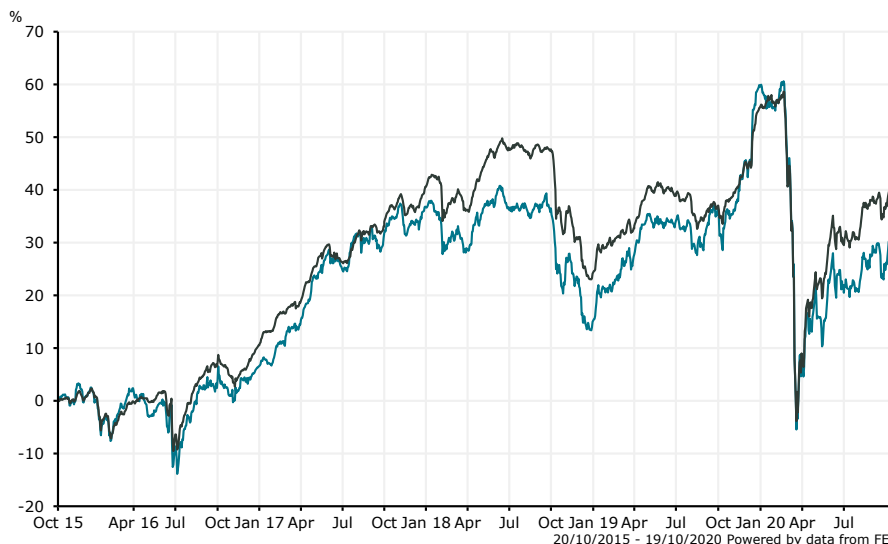
0.85 %

### Fund Aim

The Fund aims to deliver a higher total return (the combination of capital growth and income) than the Numis Smaller Companies (ex Investment Trust) Index, net of the Ongoing Charge Figure, over any five year period.

**Sector:** IA UK Smaller Companies

### Performance



■ M&G Smaller Companies I Acc GBP  
■ IA UK Smaller Companies

**Morningstar Analyst Rating**

N/A

**FE Crown Rating**

**Discrete Performance - 12 months to 31/12/19**

	2019	2018	2017	2016	2015
Fund	38.74	-15.95	28.48	3.89	17.17
Stock Sector Average	25.34	-11.70	27.18	8.05	14.86

**Cumulative Performance to 30/09/20**

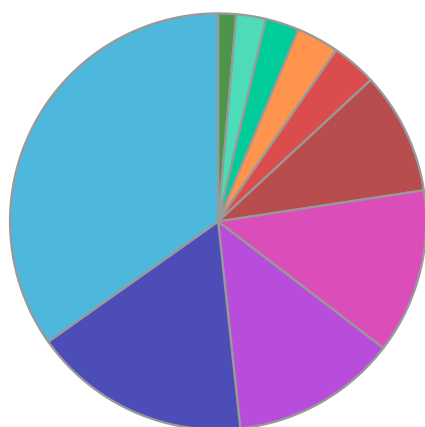
	1 Yr	2 Yrs	3 Yrs	4 Yrs	5 Yrs
Fund	-8.33	-8.06	-4.63	21.90	25.95
Stock Sector Average	-0.37	-7.46	2.50	28.13	38.10

**Performance Analysis - Annualised 3 years**

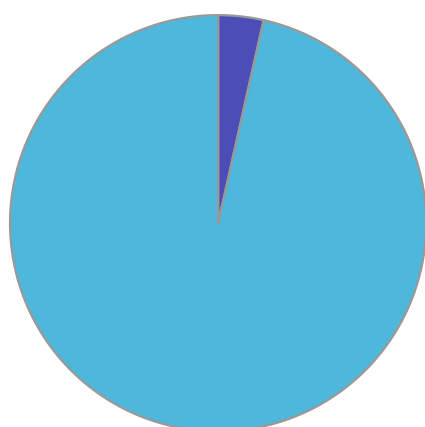
	Growth Rate %	Volatility	Alpha	Beta	Sharpe
Fund	-1.57	20.58	-2.26	0.99	-0.01
Stock Sector Average	0.83	20.19	0.00	1.00	-0.01

**M&G Smaller Companies I Acc GBP**

**Fund Composition**



	(%)
Industrials	34.80
Financials	16.90
Consumer Services	12.90
Technology	12.80
Consumer Goods	9.50
Money Market	3.50
Health Care	3.30
Basic Materials	2.60
Oil & Gas	2.30
Telecommunications	1.40



	(%)
UK Equities	96.49
Money Market	3.51

**Largest Holdings**

Holdings	(%)
SDL	3.20
COMPUTACENTER	3.00
ULTRA ELECTRONICS HLDGS	2.90
FUTURE PLC	2.90
EMIS GROUP PLC	2.70

Holdings	(%)
HILL & SMITH HLDGS	2.30
TT ELECTRONICS	2.30
DUNELM GROUP PLC	2.30
LONDONMETRIC PROPERTY PLC	2.30
FDM GROUP	2.20

\* Data supplied by fund managers regarding fixed interests funds may not specify yield type. As the provision of redemption yield is an FCA regulatory requirement Novia assumes these are used.

**Important Information**

Performance details and yields are as at 30/09/2020. Performance figures are inclusive of net reinvested income. Source: FE. This document is designed only for professional investors and experienced advisers. The value of investments and the income gained may fluctuate. Investors may not get back the full amount invested. Past performance is not a guide to the future.