

M&G UK Select I Acc GBP

Fund Information

Sector

IA UK All Companies

Manager's Name

Rory Alexander

Date Manager Appointed

Jan 2016

Launch Date

Aug 2012

Fund Size(£m)

£545.11

Yield* (See page2)

1.65 %

XD Dates

Jun 01, Dec 02

Last Distribution

01/06/20 (XD Date)

31/07/20 (Pay Date)

20.47(Distribution)

OCF

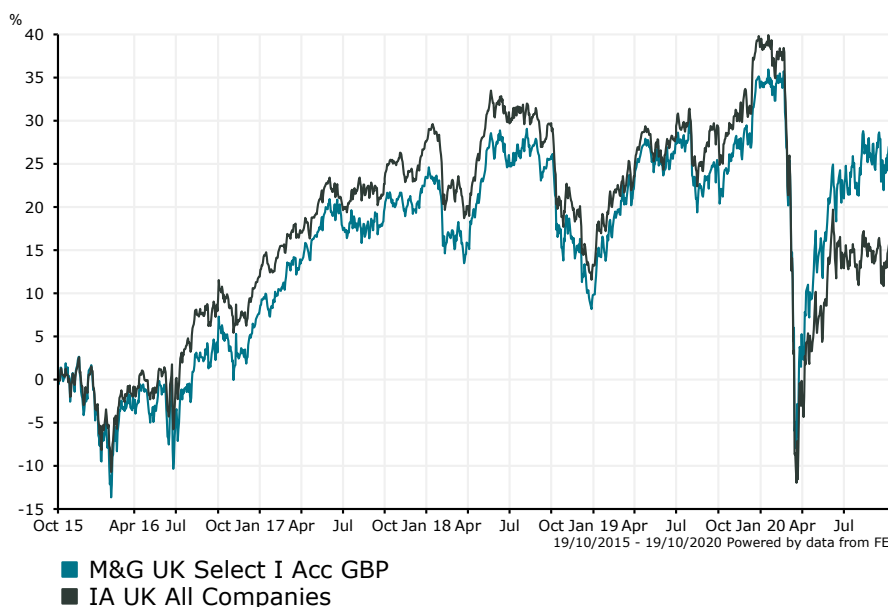
0.70 %

Fund Aim

The Fund aims to provide a higher total return (the combination of capital growth and income), net of the Ongoing Charge Figure, than that of the FTSE All Share Index over any five-year period.

Sector: IA UK All Companies

Performance


Morningstar Analyst Rating

N/A

FE Crown Rating

Discrete Performance - 12 months to 31/12/19

	2019	2018	2017	2016	2015
Fund	21.87	-11.09	14.76	6.45	2.32
Stock Sector Average	22.24	-11.19	13.99	10.82	4.86

Cumulative Performance to 30/09/20

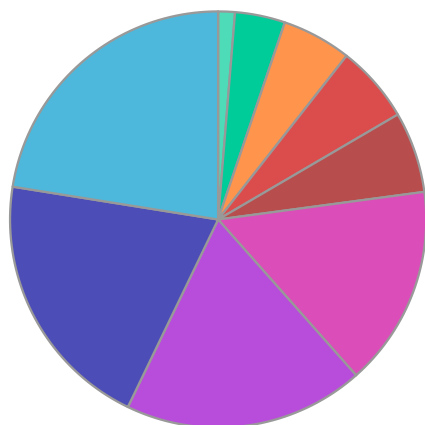
	1 Yr	2 Yrs	3 Yrs	4 Yrs	5 Yrs
Fund	-1.01	-1.28	3.71	20.16	29.01
Stock Sector Average	-12.76	-12.78	-7.95	4.61	16.90

Performance Analysis - Annualised 3 years

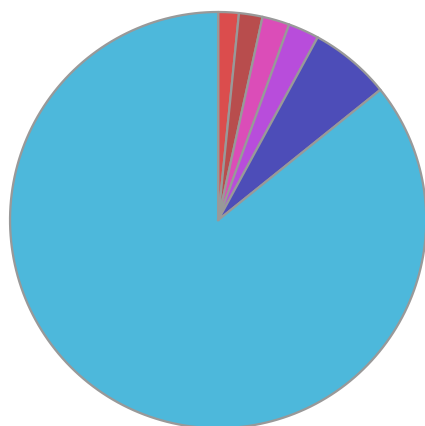
	Growth Rate %	Volatility	Alpha	Beta	Sharpe
Fund	1.22	15.09	3.53	0.87	0.00
Stock Sector Average	-2.72	16.89	0.00	1.00	-0.01

M&G UK Select I Acc GBP

Fund Composition



	(%)
Industrials	22.50
Consumer Goods	20.40
Financials	18.70
Health Care	15.60
Money Market	6.30
Consumer Services	6.00
Oil & Gas	5.40
Technology	3.90
Basic Materials	1.30



	(%)
UK Equities	85.77
Money Market	6.29
US Equities	2.40
Hong Kong Equities	2.11
French Equities	1.83
Finnish Equities	1.60

Largest Holdings

Holdings	(%)
ASTRAZENECA PLC	7.60
UNILEVER	5.00
RECKITT BENCKISER GROUP PLC	4.40
EXPERIAN PLC	3.30
LONDON STOCK EXCHANGE GROUP	3.00

Holdings	(%)
SMITH & NEPHEW PLC	2.50
INTERTEK GROUP	2.40
HUTCHISON CHINA MEDITECH	2.40
CLARKSON	2.20
BURFORD CAPITAL LTD	2.20

* Data supplied by fund managers regarding fixed interests funds may not specify yield type. As the provision of redemption yield is an FCA regulatory requirement Novia assumes these are used.

Important Information

Performance details and yields are as at 30/09/2020. Performance figures are inclusive of net reinvested income. Source: FE. This document is designed only for professional investors and experienced advisers. The value of investments and the income gained may fluctuate. Investors may not get back the full amount invested. Past performance is not a guide to the future.