

Schroder MM UK Growth Z Acc

Fund Information

Sector

IA UK All Companies

Manager's Name

Robin McDonald
Joseph Le Jehan

Date Manager Appointed

Oct 2007

Launch Date

Apr 2012

Fund Size (£m)

£11.02

Yield* (See page2)

3.22 %

XD Dates

Sep 01, Mar 02

Last Distribution

01/09/20 (XD Date)
30/10/20 (Pay Date)
0.74(Distribution)

OCF

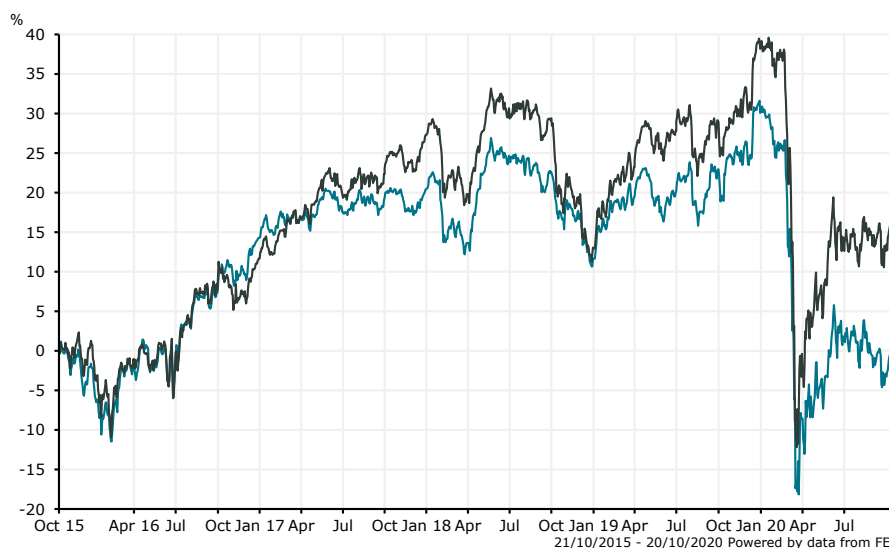
1.38 %

Fund Aim

The fund aims to provide capital growth in excess of the FTSE All Share (Gross Total Return) index (after fees have been deducted) over a 5 to 7 year period by investing in equities of UK companies.

Sector: IA UK All Companies

Performance



■ Schroder MM UK Growth Z Acc
■ IA UK All Companies

Morningstar Analyst Rating
N/A

FE Crown Rating
👑👑👑👑👑

Discrete Performance - 12 months to 31/12/19

	2019	2018	2017	2016	2015
Fund	16.50	-7.28	5.38	16.81	-1.19
Stock Sector Average	22.24	-11.19	13.99	10.82	4.86

Cumulative Performance to 30/09/20

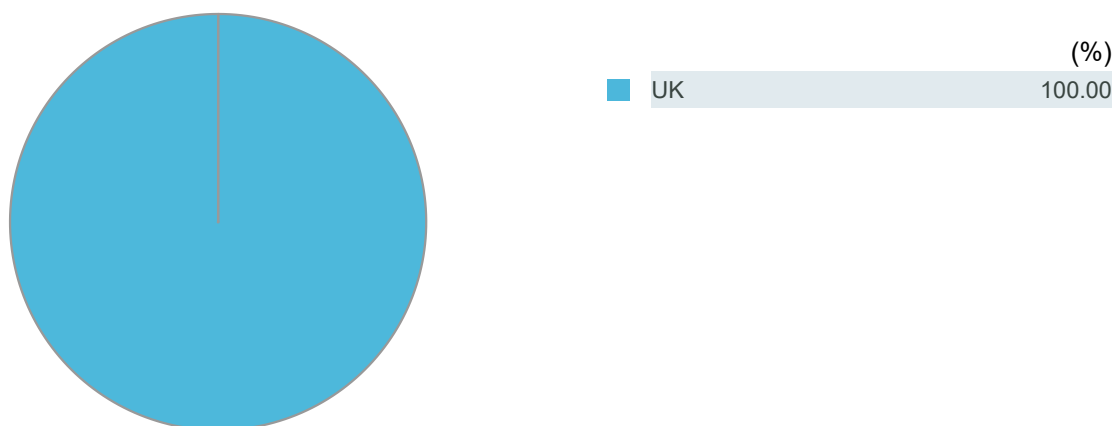
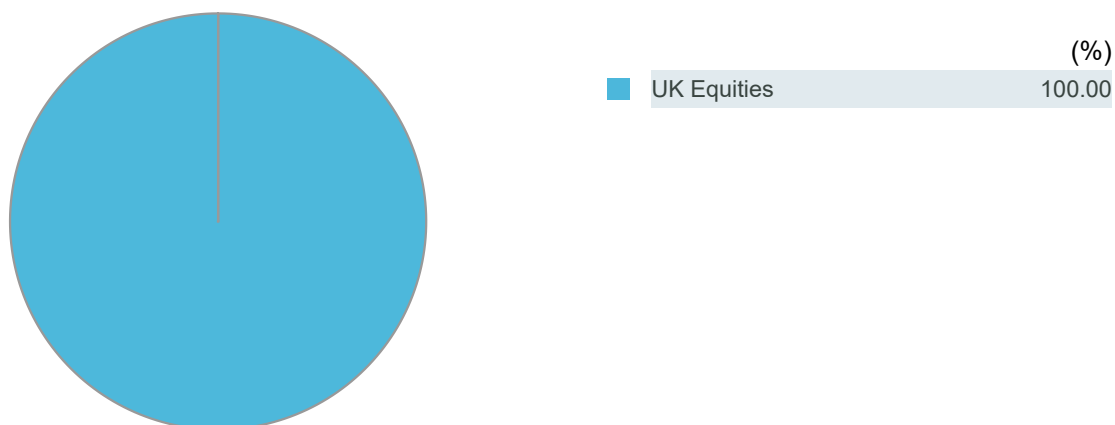
	1 Yr	2 Yrs	3 Yrs	4 Yrs	5 Yrs
Fund	-21.31	-21.02	-18.74	-9.85	0.37
Stock Sector Average	-12.76	-12.78	-7.95	4.61	16.90

Performance Analysis - Annualised 3 years

	Growth Rate %	Volatility	Alpha	Beta	Sharpe
Fund	-6.68	16.20	-4.25	0.93	-0.02
Stock Sector Average	-2.72	16.89	0.00	1.00	-0.01

Schroder **MM UK Growth Z Acc**

Fund Composition



Largest Holdings

Holdings	(%)
JUPITER UNIT TRUST MANAGERS UK SPECIAL SITUATIONS I GBP ACC	29.52
TM RWC UK EQUITY INCOME L GBP FUND	28.41
JOHCM UK OPPORTUNITIES X INC	20.39
GAM UK EQUITY INCOME NPV	12.99
LF MAJEDIE UK EQUITY X INC GBP	7.81

* Data supplied by fund managers regarding fixed interests funds may not specify yield type. As the provision of redemption yield is an FCA regulatory requirement Novia assumes these are used.

Important Information

Performance details and yields are as at 30/09/2020. Performance figures are inclusive of net reinvested income. Source: FE. This document is designed only for professional investors and experienced advisers. The value of investments and the income gained may fluctuate. Investors may not get back the full amount invested. Past performance is not a guide to the future.