

ASI MyFI Mgd IV Pf 1 A

Fund Information

Sector

IA Volatility Managed

Manager's Name

Multi Manager Strategies Team

Date Manager Appointed

Jun 2011

Launch Date

Apr 2012

Fund Size(£m)

£1142.46

Yield* (See page2)

1.93 %

XD Dates

Jul 01, Apr 01, Jan 02, Oct 01

Last Distribution

01/07/20 (XD Date)

30/09/20 (Pay Date)

0.72(Distribution)

OCF

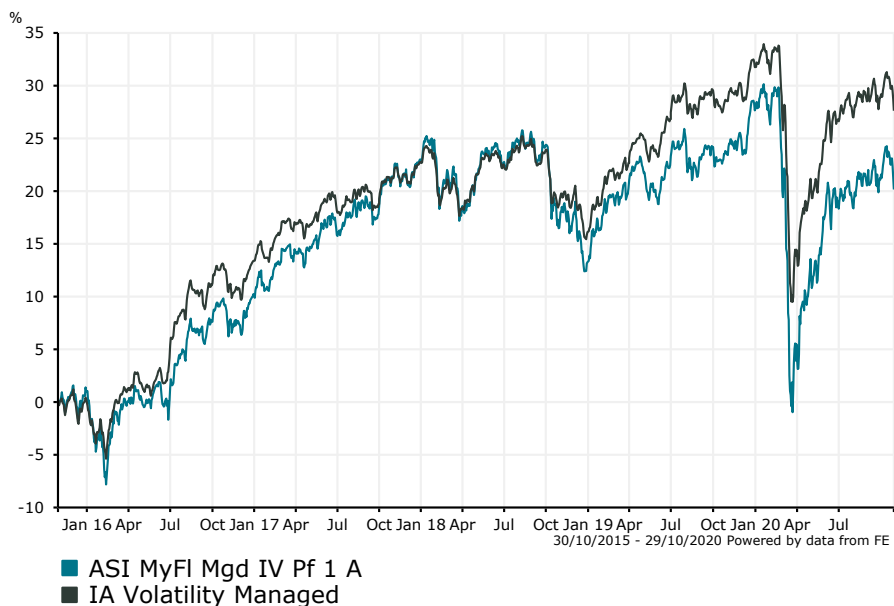
0.85 %

Fund Aim

To generate growth over the long term (5 years or more) while being managed to a defined level of risk. The fund is part of the MyFolio Managed range, which offers five funds with different expected combinations of investment risk and return. This fund is risk level IV, which aims to be the second highest risk fund in this range.

Sector: IA Volatility Managed

Performance


Morningstar Analyst Rating

N/A

FE Crown Rating

Discrete Performance - 12 months to 31/12/19

	2019	2018	2017	2016	2015
Fund	12.71	-7.93	11.59	9.12	5.24
Stock Sector Average	13.47	-5.41	8.25	13.12	1.54

Cumulative Performance to 30/09/20

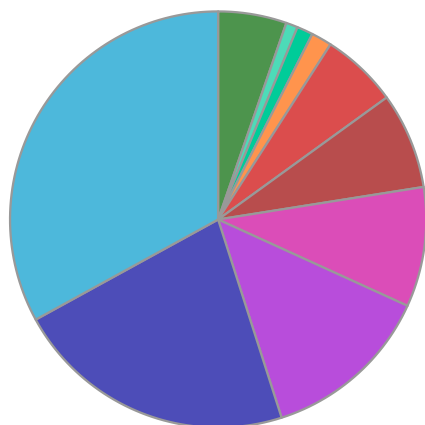
	1 Yr	2 Yrs	3 Yrs	4 Yrs	5 Yrs
Fund	-2.41	-2.53	2.81	12.55	26.89
Stock Sector Average	-0.58	4.15	8.51	16.04	33.88

Performance Analysis - Annualised 3 years

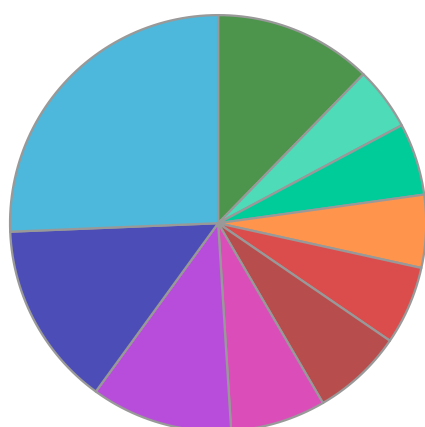
	Growth Rate %	Volatility	Alpha	Beta	Sharpe
Fund	0.93	11.48	-2.32	1.25	0.00
Stock Sector Average	2.76	9.07	0.00	1.00	0.00

ASI MyFI Mgd IV Pf 1 A

Fund Composition



	(%)
UK	32.99
USA	21.95
International	13.26
Europe ex UK	9.31
Japan	7.47
Asia Pacific ex Japan	5.95
China	1.60
Money Market	1.25
Korea	0.91
Others	5.32



	(%)
UK Equities	25.65
US Equities	14.35
Alternative Assets	11.00
Japanese Equities	7.40
European Equities	7.05
UK Property Shares	6.10
Global Emerging Market Equities	5.65
Global High Yield Fixed Interest	5.60
Asia Pacific Equities	4.90
Others	12.30

Largest Holdings

Holdings	(%)
SLI UK Equity Income Unconstrained	7.02
SLI Ignis UK Property	6.66
Vanguard US Equity Index	5.91
SLI Global High Yield Bond	5.54
SLI Global Absolute Return Strategies	5.33

Holdings	(%)
ASI Asia Pacific Equity Fund K Acc	4.85
SLI UK Smaller Companies	4.66
ASI UK Equity Fund I Acc	4.49
SLMT American Equity Unconstrained	4.38
Aberdeen UK Equity Enhanced Index B Acc	3.83

* Data supplied by fund managers regarding fixed interests funds may not specify yield type. As the provision of redemption yield is an FCA regulatory requirement Novia assumes these are used.

Important Information

Performance details and yields are as at 30/09/2020. Performance figures are inclusive of net reinvested income. Source: FE. This document is designed only for professional investors and experienced advisers. The value of investments and the income gained may fluctuate. Investors may not get back the full amount invested. Past performance is not a guide to the future.