

ASI MyFI MM III Pf 1 A

Fund Information

Sector

IA Volatility Managed

Manager's Name

Multi Manager Strategies Team

Date Manager Appointed

Jun 2011

Launch Date

Apr 2012

Fund Size (£m)

£631.97

Yield* (See page2)

1.80 %

XD Dates

Jul 01

Last Distribution

01/07/20 (XD Date)

30/09/20 (Pay Date)

1.36(Distribution)

OCF

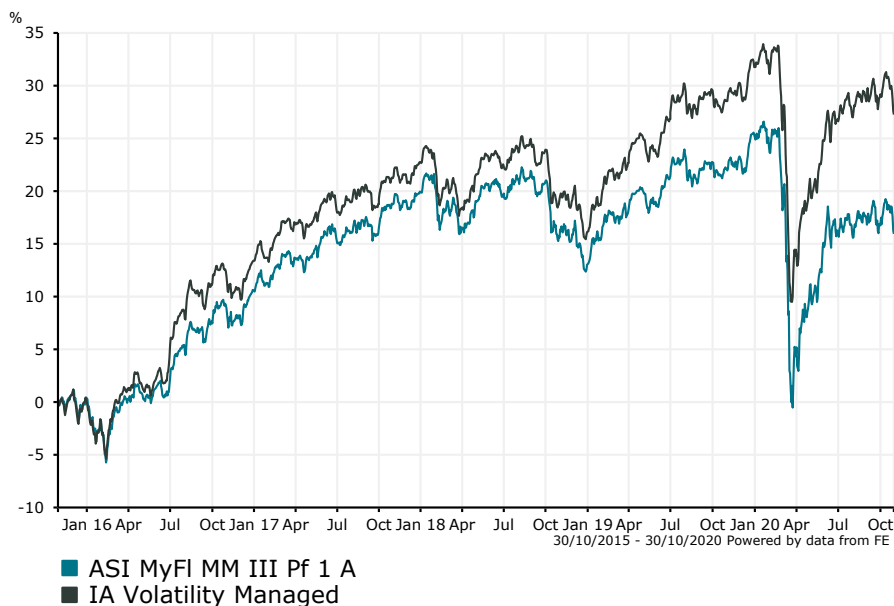
1.25 %

Fund Aim

To generate growth over the long term (5 years or more) while being managed to a defined level of risk. The fund is part of the MyFolio Multi-Manager range, which offers five funds with different expected combinations of investment risk and return. The fund is risk level III, which aims to be the middle risk fund in this range.

Sector: IA Volatility Managed

Performance


Morningstar Analyst Rating

N/A

FE Crown Rating

Discrete Performance - 12 months to 31/12/19

	2019	2018	2017	2016	2015
Fund	10.89	-5.79	8.45	10.14	2.89
Stock Sector Average	13.47	-5.41	8.25	13.12	1.54

Cumulative Performance to 30/09/20

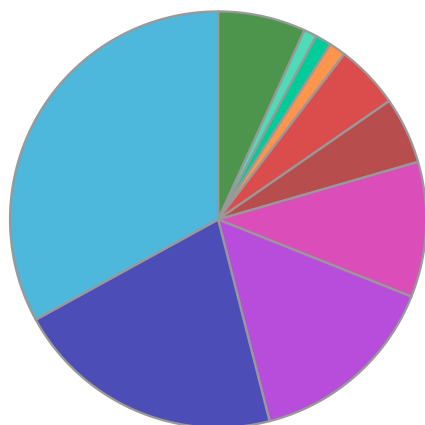
	1 Yr	2 Yrs	3 Yrs	4 Yrs	5 Yrs
Fund	-4.81	-3.20	0.76	8.52	21.34
Stock Sector Average	-0.58	4.15	8.51	16.04	33.88

Performance Analysis - Annualised 3 years

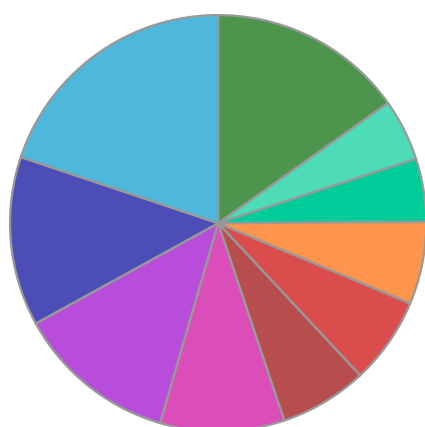
	Growth Rate %	Volatility	Alpha	Beta	Sharpe
Fund	0.25	10.58	-2.73	1.14	0.00
Stock Sector Average	2.76	9.07	0.00	1.00	0.00

ASI MyFI MM III Pf 1 A

Fund Composition



	(%)
UK	32.99
USA	20.98
International	14.98
Europe ex UK	10.51
Japan	5.17
Asia Pacific ex Japan	4.99
China	1.30
Money Market	1.25
Brazil	1.01
Others	6.81



	(%)
UK Equities	19.85
Global Corporate Fixed Interest	13.15
Alternative Assets	12.50
US Equities	9.65
Global Emerging Market Fixed Interest	6.80
European Equities	6.75
UK Property Shares	6.40
Japanese Equities	4.90
Global High Yield Fixed Interest	4.80
Others	15.20

Largest Holdings

Holdings	(%)
JO Hambro UK Dynamic	8.38
Investec UK Alpha	8.29
Schroder ISF Multi Asset Total Return GBP Hedged	4.54
Henderson UK Property	4.13
Nomura US High Yield Bond	4.11

Holdings	(%)
Vanguard US Equity Index	3.79
Neuberger Berman EM Debt Local Currency	3.65
BlackRock European Dynamic Fund Class FD Acc	3.43
M&G Property Portfolio	3.39
Payden Absolute Return Bond Fund GBP	3.31

* Data supplied by fund managers regarding fixed interests funds may not specify yield type. As the provision of redemption yield is an FCA regulatory requirement Novia assumes these are used.

Important Information

Performance details and yields are as at 30/09/2020. Performance figures are inclusive of net reinvested income. Source: FE. This document is designed only for professional investors and experienced advisers. The value of investments and the income gained may fluctuate. Investors may not get back the full amount invested. Past performance is not a guide to the future.