

ASI EurxUKIncEq R Pf 1 I

Fund Information

Sector

IA Europe Excluding UK

Manager's Name

Will James
Stuart Brown

Date Manager Appointed

Apr 2009

Launch Date

Aug 2012

Fund Size(£m)

£621.10

Yield* (See page2)

3.27 %

XD Dates

Sep 01, Jun 01, Mar 02, Dec 02

Last Distribution

01/09/20 (XD Date)
30/10/20 (Pay Date)
0.80(Distribution)

OCF

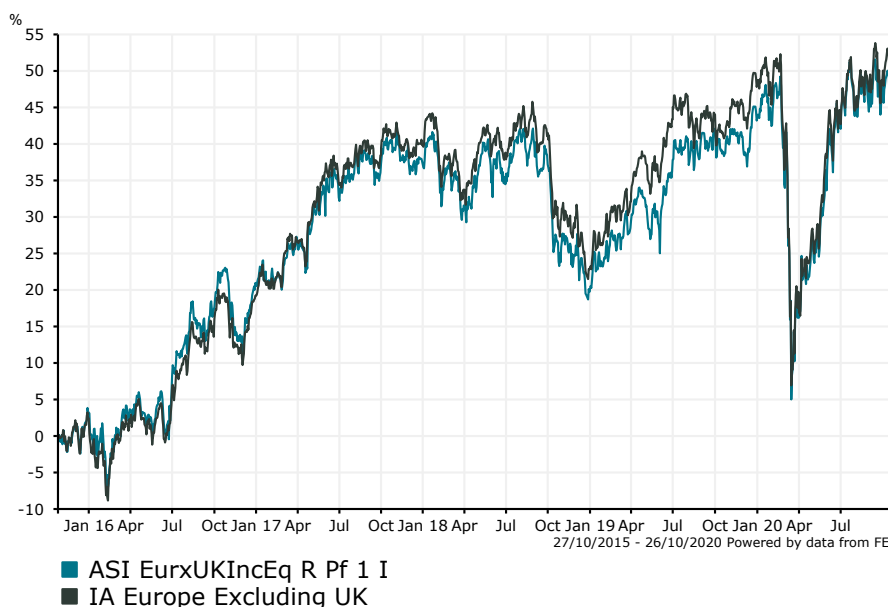
0.91 %

Fund Aim

To generate income and some growth over the long term (5 years or more) by investing in European equities (company shares).

Sector: IA Europe Excluding UK

Performance



Morningstar Analyst Rating
N/A

FE Crown Rating
👑👑👑👑👑

Discrete Performance - 12 months to 31/12/19

	2019	2018	2017	2016	2015
Fund	19.62	-13.01	13.77	17.11	7.44
Stock Sector Average	20.33	-12.16	17.29	16.41	9.27

Cumulative Performance to 30/09/20

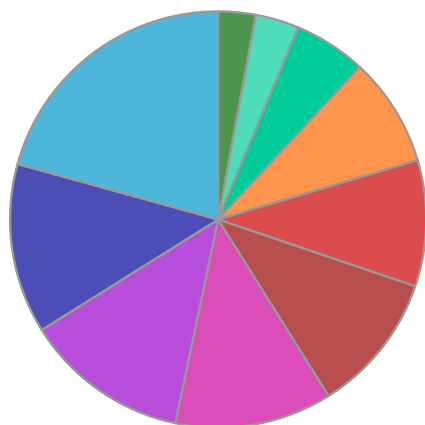
	1 Yr	2 Yrs	3 Yrs	4 Yrs	5 Yrs
Fund	3.44	5.94	7.86	25.10	54.03
Stock Sector Average	3.06	5.28	7.27	30.74	54.80

Performance Analysis - Annualised 3 years

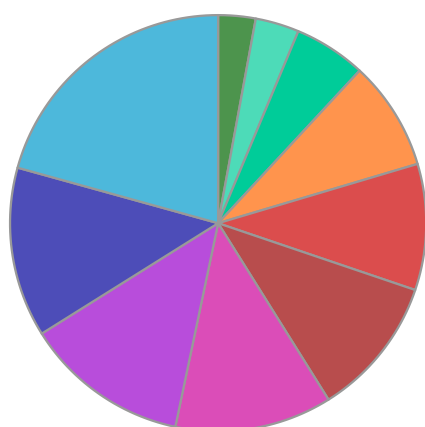
	Growth Rate %	Volatility	Alpha	Beta	Sharpe
Fund	2.56	13.93	0.27	0.97	0.00
Stock Sector Average	2.37	14.03	0.00	1.00	0.00

ASI EurxUKIncEq R Pf 1 I

Fund Composition



	(%)
German Equities	20.70
Dutch Equities	13.20
French Equities	12.80
Swiss Equities	12.20
Swedish Equities	10.90
Italian Equities	9.80
Finnish Equities	8.50
Danish Equities	5.60
Money Market	3.40
Spanish Equities	2.90



	(%)
Germany	20.70
Netherlands	13.20
France	12.80
Switzerland	12.20
Sweden	10.90
Italy	9.80
Finland	8.50
Denmark	5.60
Money Market	3.40
Spain	2.90

Largest Holdings

Holdings	(%)
DEUTSCHE POST AG	4.20
RWE AG(NEU)	4.20
TELE2 AB	4.10
FINECOBANK	3.90
ENEL SPA	3.80

Holdings	(%)
NOVO-NORDISK AS	3.70
NESTLE SA	3.50
ZURICH INSURANCE GROUP LTD	3.30
ROCHE HLDG AG	3.30
SANOFI	2.90

* Data supplied by fund managers regarding fixed interests funds may not specify yield type. As the provision of redemption yield is an FCA regulatory requirement Novia assumes these are used.

Important Information

Performance details and yields are as at 30/09/2020. Performance figures are inclusive of net reinvested income. Source: FE. This document is designed only for professional investors and experienced advisers. The value of investments and the income gained may fluctuate. Investors may not get back the full amount invested. Past performance is not a guide to the future.