

ASI UK Hi AI Eq R Pf 1 A

Fund Information

Sector

IA UK All Companies

Manager's Name

 Lesley Duncan
 Guy Douthwaite

Date Manager Appointed

Dec 2019

Launch Date

May 2012

Fund Size (£m)

£72.50

Yield* (See page2)

3.02 %

XD Dates

Sep 01, Jun 01, Mar 02, Dec 02

Last Distribution

01/09/20 (XD Date)

30/10/20 (Pay Date)

0.56(Distribution)

OCF

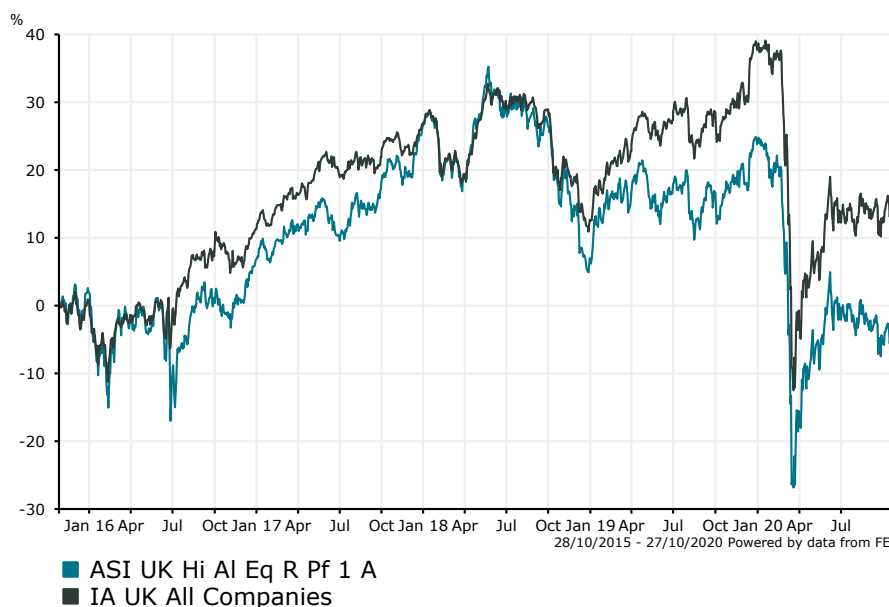
0.91 %

Fund Aim

To generate growth over the long term (5 years or more) by investing in UK equities (company shares).

Sector: IA UK All Companies

Performance



Discrete Performance - 12 months to 31/12/19

	2019	2018	2017	2016	2015
Fund	15.72	-15.30	18.35	4.62	8.92
Stock Sector Average	22.24	-11.19	13.99	10.82	4.86

Cumulative Performance to 30/09/20

	1 Yr	2 Yrs	3 Yrs	4 Yrs	5 Yrs
Fund	-19.08	-25.68	-19.39	-6.25	0.03
Stock Sector Average	-12.76	-12.78	-7.95	4.61	16.90

Performance Analysis - Annualised 3 years

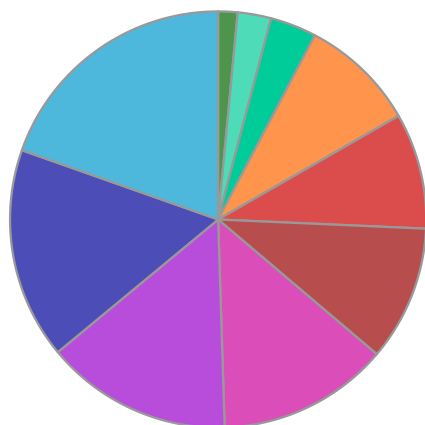
	Growth Rate %	Volatility	Alpha	Beta	Sharpe
Fund	-6.93	19.99	-3.58	1.16	-0.02
Stock Sector Average	-2.72	16.89	0.00	1.00	-0.01

Morningstar Analyst Rating

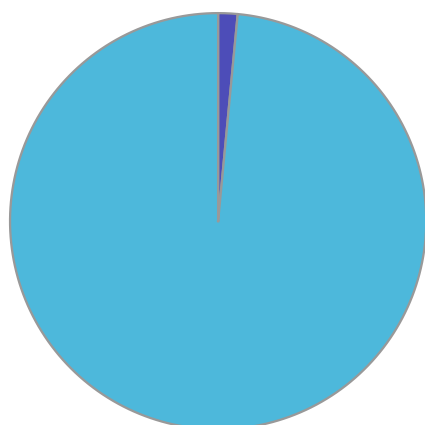
N/A

FE Crown Rating


Fund Composition



	(%)
Consumer Goods	19.60
Financials	16.40
Industrials	14.50
Health Care	13.30
Consumer Services	10.50
Basic Materials	9.00
Oil & Gas	9.00
Utilities	3.60
Technology	2.60
Money Market	1.50



	(%)
UK Equities	98.50
Money Market	1.50

Largest Holdings

Holdings	(%)
BRITISH AMERICAN TOBACCO	5.00
ASTRAZENECA PLC	4.10
RECKITT BENCKISER GROUP PLC	4.10
BHP BILLITON PLC	4.00
DIAGEO	4.00

Holdings	(%)
LONDON STOCK EXCHANGE GROUP	3.90
PRUDENTIAL PLC	3.70
GLAXOSMITHKLINE	3.70
GVC HLDGS PLC	3.70
ROYAL DUTCH SHELL PLC	3.50

* Data supplied by fund managers regarding fixed interests funds may not specify yield type. As the provision of redemption yield is an FCA regulatory requirement Novia assumes these are used.

Important Information

Performance details and yields are as at 30/09/2020. Performance figures are inclusive of net reinvested income. Source: FE. This document is designed only for professional investors and experienced advisers. The value of investments and the income gained may fluctuate. Investors may not get back the full amount invested. Past performance is not a guide to the future.