

ASI UK Eth Eq R Pf 1 A

Fund Information

Sector

IA UK All Companies

Manager's Name

 Lesley Duncan
 Rebecca Maclean

Date Manager Appointed

Jun 2004

Launch Date

May 2012

Fund Size(£m)

£275.10

Yield* (See page2)

2.13 %

XD Dates

Mar 02, Feb 28

Last Distribution

02/03/20 (XD Date)

30/04/20 (Pay Date)

2.05(Distribution)

OCF

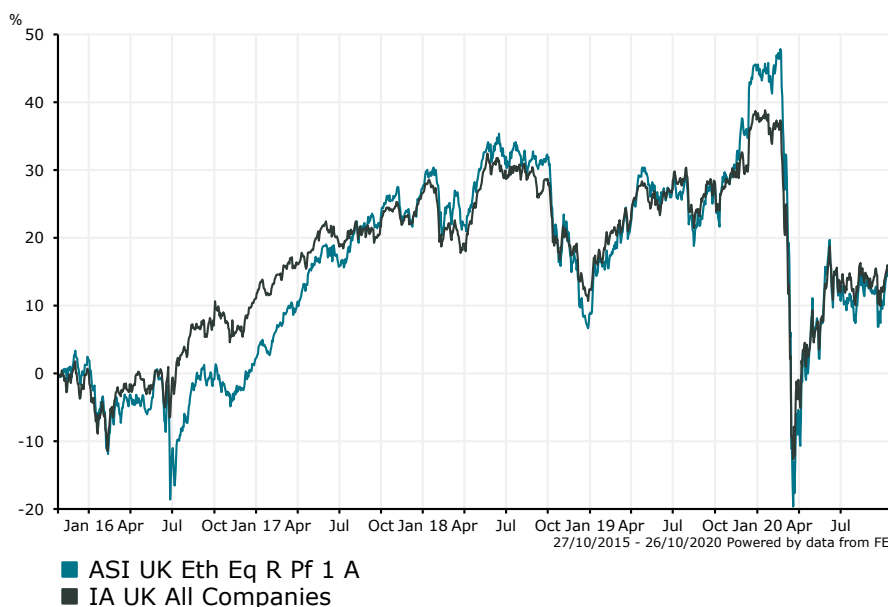
0.90 %

Fund Aim

To generate growth over the long term (5 years or more) by investing in UK equities (company shares) which meet the ethical criteria set out in the investment managers Ethical Investment Policy.

Sector: IA UK All Companies

Performance



Discrete Performance - 12 months to 31/12/19

	2019	2018	2017	2016	2015
Fund	32.98	-14.47	24.51	0.00	15.63
Stock Sector Average	22.24	-11.19	13.99	10.82	4.86

Cumulative Performance to 30/09/20

	1 Yr	2 Yrs	3 Yrs	4 Yrs	5 Yrs
Fund	-14.21	-17.23	-10.47	10.50	14.63
Stock Sector Average	-12.76	-12.78	-7.95	4.61	16.90

Performance Analysis - Annualised 3 years

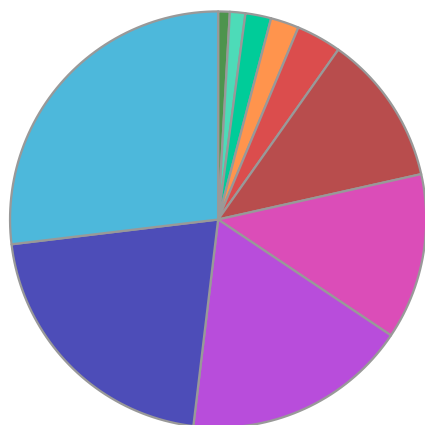
	Growth Rate %	Volatility	Alpha	Beta	Sharpe
Fund	-3.62	23.57	1.00	1.36	-0.02
Stock Sector Average	-2.72	16.89	0.00	1.00	-0.01

Morningstar Analyst Rating

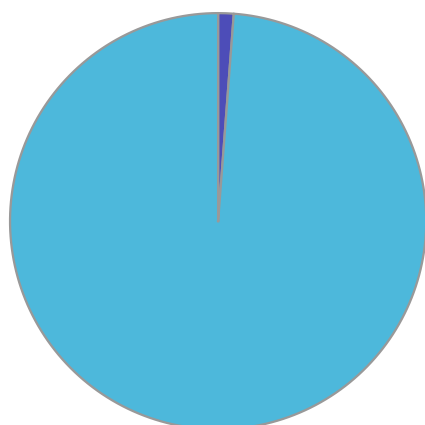
Neutral

FE Crown Rating


Fund Composition



	(%)
Industrials	26.90
Financials	21.20
Consumer Services	17.50
Technology	12.90
Consumer Goods	11.70
Telecommunications	3.50
Utilities	2.20
Basic Materials	2.00
Money Market	1.20
Oil & Gas	0.90



	(%)
UK Equities	98.80
Money Market	1.20

Largest Holdings

Holdings	(%)
KAINOS GROUP PLC	3.50
Howden Joinery Group PLC ORD	3.50
POLYPIPE GROUP PLC	3.40
AVEVA GROUP	3.30
BELLWAY	3.00

Holdings	(%)
FEVERTREE DRINKS PLC	2.90
DIPLOMA	2.60
GRAINGER PLC ORD 5P	2.50
GAMMA COMMUNICATIONS PLC	2.40
SANNE GROUP PLC	2.40

* Data supplied by fund managers regarding fixed interests funds may not specify yield type. As the provision of redemption yield is an FCA regulatory requirement Novia assumes these are used.

Important Information

Performance details and yields are as at 30/09/2020. Performance figures are inclusive of net reinvested income. Source: FE. This document is designed only for professional investors and experienced advisers. The value of investments and the income gained may fluctuate. Investors may not get back the full amount invested. Past performance is not a guide to the future.