

ASI UKGovBd R Pf 1 I

Fund Information

Sector

IA UK Gilts

Manager's Name

Liam O'Donnell

Date Manager Appointed

Oct 2012

Launch Date

May 2012

Fund Size(£m)

£40.00

Yield* (See page2)

0.09 %

XD Dates

Sep 01, Mar 02

Last Distribution

01/09/20 (XD Date)

30/10/20 (Pay Date)

0.09(Distribution)

OCF

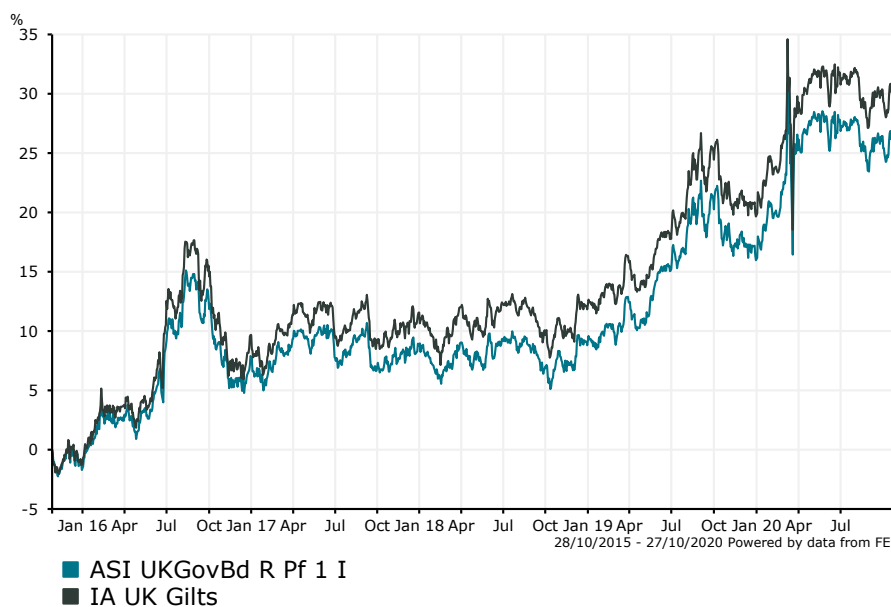
0.55 %

Fund Aim

To generate income and some growth over the long term (5 years or more) by investing in UK Government bonds.

Sector: IA UK Gilts

Performance



Morningstar Analyst Rating
N/A

FE Crown Rating
★★★★★

Discrete Performance - 12 months to 31/12/19

	2019	2018	2017	2016	2015
Fund	6.59	0.02	0.82	9.77	-0.28
Stock Sector Average	7.00	0.25	1.72	11.06	-0.26

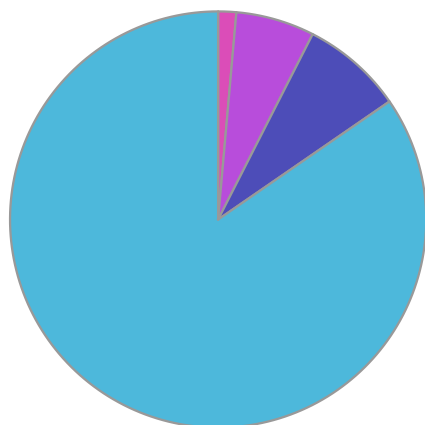
Cumulative Performance to 30/09/20

	1 Yr	2 Yrs	3 Yrs	4 Yrs	5 Yrs
Fund	4.38	18.37	18.53	12.14	26.06
Stock Sector Average	4.12	18.42	19.54	12.84	30.09

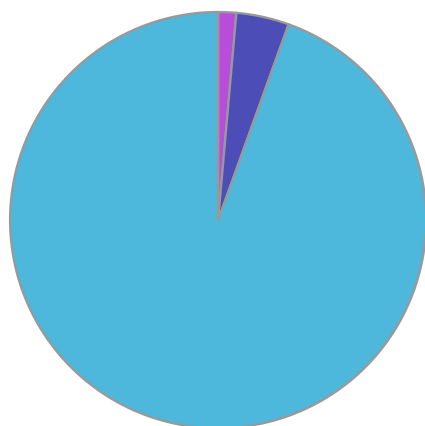
Performance Analysis - Annualised 3 years

	Growth Rate %	Volatility	Alpha	Beta	Sharpe
Fund	5.83	6.33	0.05	0.94	0.37
Stock Sector Average	6.13	6.62	0.00	1.00	0.40

Fund Composition



	(%)
AA	84.60
Non-Rated	7.89
AAA	6.11
Money Market	1.40



	(%)
Global Government Fixed Interest	94.50
Global Corporate Fixed Interest	4.10
Money Market	1.40

Largest Holdings

Holdings	(%)
HM TREASURY UNITED KINGDOM DMO 1.25% IDX LKD GILT 22/11/27 GBP0.01	7.40
HM TREASURY UNITED KINGDOM DMO 1.75% GILT 22/07/57 GBP0.01	4.80
HM TREASURY UNITED KINGDOM DMO 0.625% TREASURY GILT 31/07/35 GBP0.01	4.00
HM TREASURY UNITED KINGDOM DMO 0.375% TREASURY GILT 22/10/30 GBP	3.70
HM TREASURY UNITED KINGDOM DMO 4.25% GILT 7/12/2027	3.20

Holdings	(%)
HM TREASURY UNITED KINGDOM DMO 4.25% GILT 07/12/55 GBP0.01	3.00
HM TREASURY UNITED KINGDOM DMO 4.5% GILT 7/12/42 GBP	3.00
HM TREASURY UNITED KINGDOM DMO 3.5% GILT 22/01/45 GBP	3.00
UK TREASURY 3.25 22/01/44 (GBP)	2.80
HM TREASURY UNITED KINGDOM DMO 4.25% GILT 07/03/36 GBP0.01	2.70

* Data supplied by fund managers regarding fixed interests funds may not specify yield type. As the provision of redemption yield is an FCA regulatory requirement Novia assumes these are used.

Important Information

Performance details and yields are as at 30/09/2020. Performance figures are inclusive of net reinvested income. Source: FE. This document is designed only for professional investors and experienced advisers. The value of investments and the income gained may fluctuate. Investors may not get back the full amount invested. Past performance is not a guide to the future.