

ASI Gbl Bal Grw R Pf 1 I

Fund Information

Sector

IA Mixed Investment 40-85% Shares

Manager's Name

Multi Asset Investing Team

Date Manager Appointed

Jan 2011

Launch Date

May 2012

Fund Size(£m)

£541.10

Yield* (See page2)

1.19 %

XD Dates

Sep 01, Mar 02

Last Distribution

01/09/20 (XD Date)

30/10/20 (Pay Date)

0.55(Distribution)

OCF

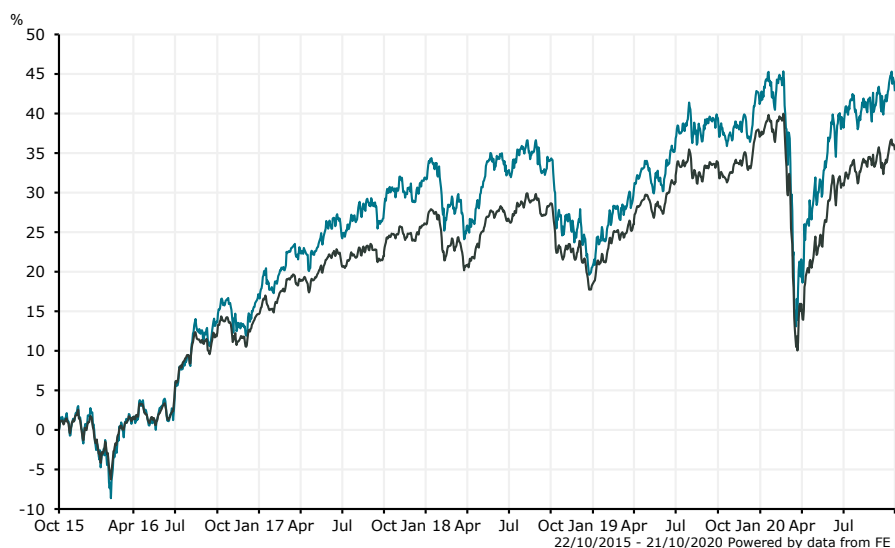
0.68 %

Fund Aim

To generate growth over the long term (5 years or more) by investing in a diversified portfolio of assets.

Sector: IA Mixed Investment 40-85% Shares

Performance



■ ASI Gbl Bal Grw R Pf 1 I

■ IA Mixed Investment 40-85% Shares

Morningstar Analyst Rating

N/A

FE Crown Rating

Discrete Performance - 12 months to 31/12/19

	2019	2018	2017	2016	2015
Fund	17.09	-8.58	12.59	14.59	3.62
Stock Sector Average	15.78	-6.11	9.98	12.87	2.66

Cumulative Performance to 30/09/20

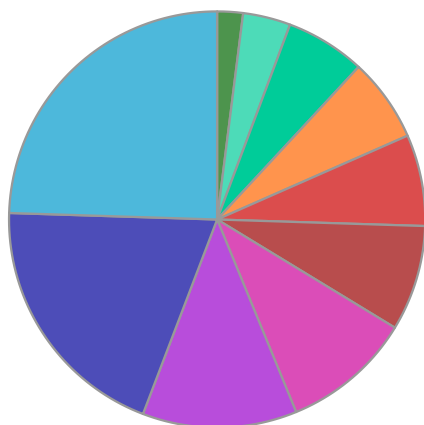
	1 Yr	2 Yrs	3 Yrs	4 Yrs	5 Yrs
Fund	1.54	5.66	11.74	24.58	47.47
Stock Sector Average	-0.19	4.00	9.56	19.52	37.92

Performance Analysis - Annualised 3 years

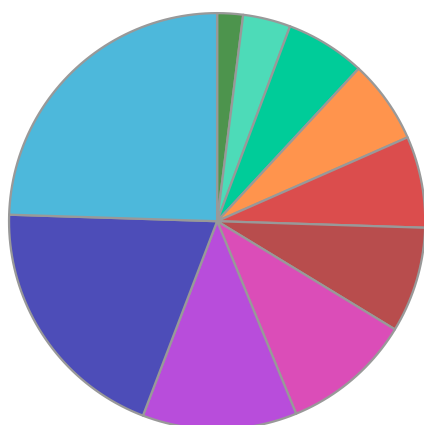
	Growth Rate %	Volatility	Alpha	Beta	Sharpe
Fund	3.77	11.47	0.57	1.04	0.02
Stock Sector Average	3.09	10.81	0.00	1.00	0.00

ASI Gbl Bal Grw R Pf 1 I

Fund Composition



	(%)
UK Equities	24.50
North American Equities	19.70
Europe ex UK Equities	12.00
Money Market	10.10
Global Fixed Interest	8.20
Others	7.10
UK Fixed Interest	6.50
Japanese Equities	6.20
Global Index Linked	3.70
Asia Pacific Equities	2.00



	(%)
UK	24.50
North America	19.70
Europe ex UK	12.00
Money Market	10.10
International	8.20
Global Emerging Markets	7.10
UK	6.50
Japan	6.20
Not Specified	3.70
Pacific Basin	2.00

Largest Holdings

Holdings	(%)
US (GOVT OF) 1% IL 2049	3.60
AMAZON.COM INC	1.60
MICROSOFT CORP	1.60
ASTRAZENECA PLC	1.50
GLAXOSMITHKLINE	0.90

Holdings	(%)
APPLE INC	0.90
TAIWAN SEMICONDUCTOR MANUFACTURING	0.90
ROYAL DUTCH SHELL PLC	0.90
ALPHABET INC	0.80
RIO TINTO	0.70

* Data supplied by fund managers regarding fixed interests funds may not specify yield type. As the provision of redemption yield is an FCA regulatory requirement Novia assumes these are used.

Important Information

Performance details and yields are as at 30/09/2020. Performance figures are inclusive of net reinvested income. Source: FE. This document is designed only for professional investors and experienced advisers. The value of investments and the income gained may fluctuate. Investors may not get back the full amount invested. Past performance is not a guide to the future.