

ASI Amn Uncon Eq R Pf 1 A

Fund Information

Sector

IA North America

Manager's Name

Scott Eun
Brian Fox

Date Manager Appointed

Jul 2020

Launch Date

May 2012

Fund Size (£m)

£73.70

Yield* (See page2)

0.34 %

XD Dates

Mar 02, Feb 28

Last Distribution

02/03/20 (XD Date)
30/04/20 (Pay Date)
0.53(Distribution)

OCF

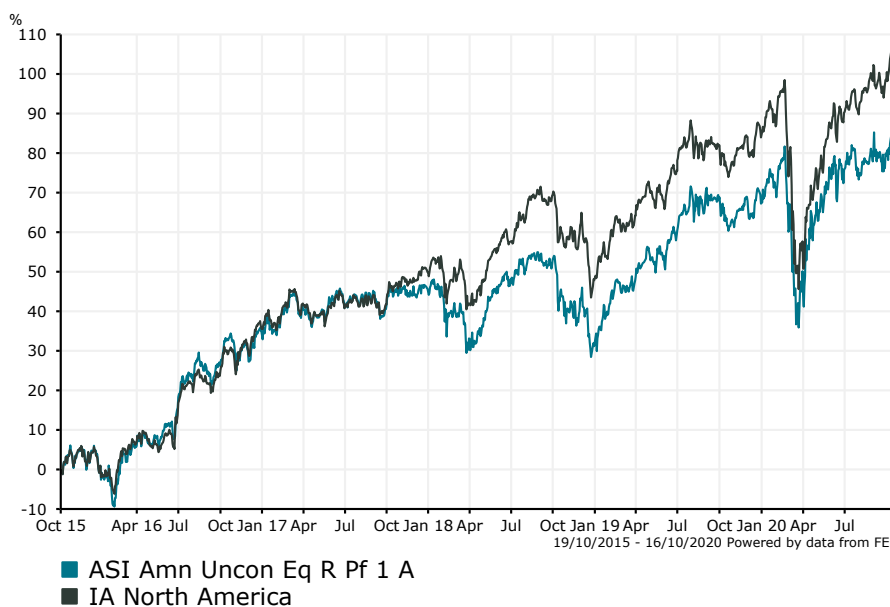
0.93 %

Fund Aim

To generate growth over the long term (5 years or more) by investing in US equities (company shares).

Sector: IA North America

Performance



Morningstar Analyst Rating
N/A

FE Crown Rating
👑👑👑👑👑

Discrete Performance - 12 months to 31/12/19

	2019	2018	2017	2016	2015
Fund	27.47	-10.00	7.99	28.76	6.99
Stock Sector Average	24.41	-1.37	10.53	29.31	4.18

Cumulative Performance to 30/09/20

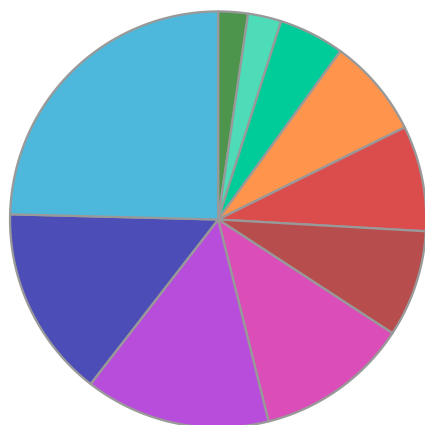
	1 Yr	2 Yrs	3 Yrs	4 Yrs	5 Yrs
Fund	6.76	18.23	27.59	42.09	89.00
Stock Sector Average	9.12	17.24	39.90	60.37	108.57

Performance Analysis - Annualised 3 years

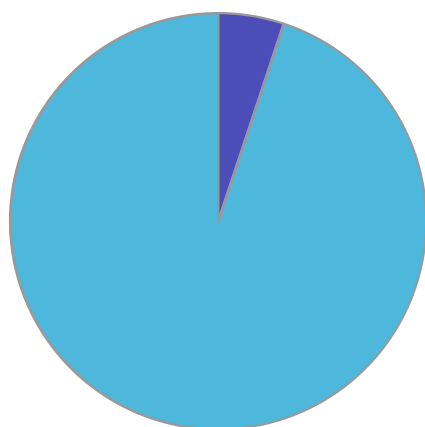
	Growth Rate %	Volatility	Alpha	Beta	Sharpe
Fund	8.46	15.17	-2.30	0.93	0.33
Stock Sector Average	11.84	15.60	0.00	1.00	0.53

ASI Amn Uncon Eq R Pf 1 A

Fund Composition



	(%)
Information Technology	24.60
Health Care	14.90
Consumer Discretionary	14.40
Communications	11.90
Financials	8.30
Consumer Staples	8.20
Industrials	7.70
Money Market	5.10
Utilities	2.60
Energy	2.30



	(%)
US Equities	94.90
Money Market	5.10

Largest Holdings

Holdings	(%)
MICROSOFT CORP	8.30
AMAZON.COM INC	7.40
ALPHABET INC	6.50
MASTERCARD INC	3.90
UNITED HEALTHCARE LTD	3.10

Holdings	(%)
ABBVIE INC	3.10
BOSTON SCIENTIFIC CORP	3.10
TRANE TECHNOLOGIES PLC	3.00
MONDELEZ INTERNATIONAL INC A	3.00
T-MOBILE US INC	2.90

* Data supplied by fund managers regarding fixed interests funds may not specify yield type. As the provision of redemption yield is an FCA regulatory requirement Novia assumes these are used.

Important Information

Performance details and yields are as at 30/09/2020. Performance figures are inclusive of net reinvested income. Source: FE. This document is designed only for professional investors and experienced advisers. The value of investments and the income gained may fluctuate. Investors may not get back the full amount invested. Past performance is not a guide to the future.