

SPDR S&P 500 UCITS ETF £

Fund Information

Sector
Equity - USA

Manager's Name
N/A

Date Manager Appointed
N/A

Launch Date
Mar 2012

Fund Size (£m)
£4765.56

Yield* (See page2)
0.00 %

XD Dates
Sep 21, Jun 22, Mar 23, Dec 20

Last Distribution
21/09/20 (XD Date)
29/09/20 (Pay Date)
0.87(Distribution)

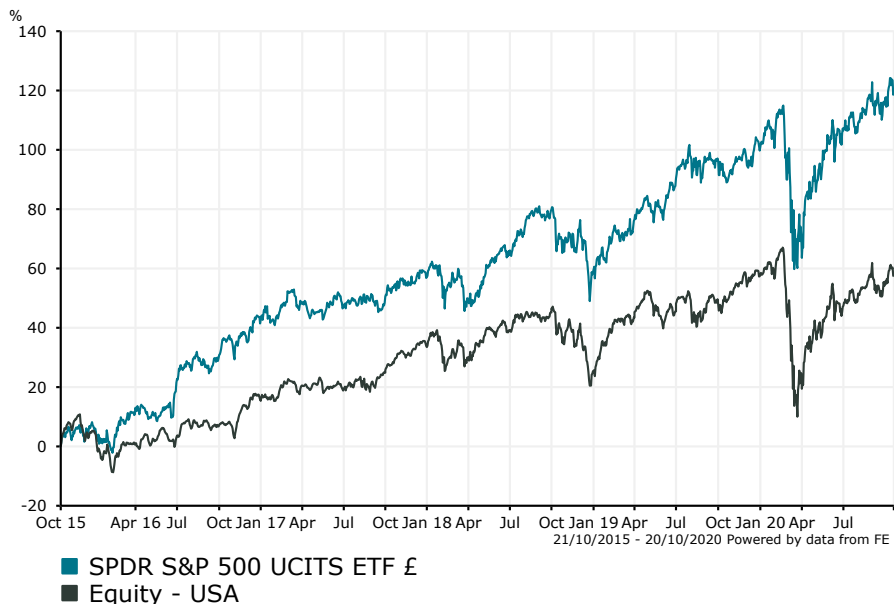
OCF
0.09 %

Fund Aim

The objective of the Fund is to track the U.S. equity market performance of large cap equity securities.

Sector: Equity - USA

Performance



Morningstar Analyst Rating

Silver

FE Crown Rating

Discrete Performance - 12 months to 31/12/19

	2019	2018	2017	2016	2015
Fund	25.88	1.20	10.85	32.44	6.56
Stock Sector Average	25.59	-6.12	15.27	10.17	-1.92

Cumulative Performance to 30/09/20

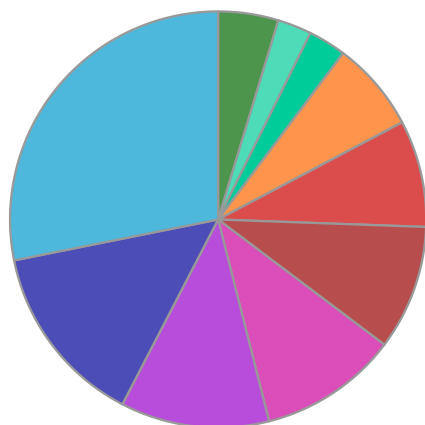
	1 Yr	2 Yrs	3 Yrs	4 Yrs	5 Yrs
Fund	9.36	20.21	45.26	66.13	122.21
Stock Sector Average	3.35	6.51	23.86	44.90	59.22

Performance Analysis - Annualised 3 years

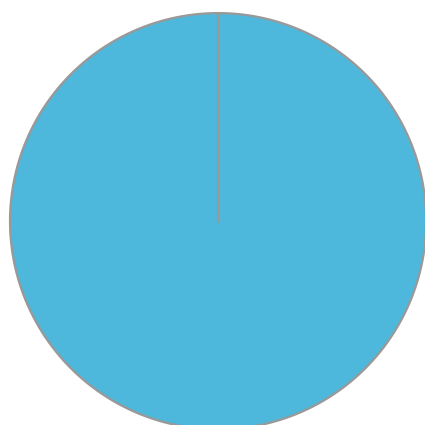
	Growth Rate %	Volatility	Alpha	Beta	Sharpe
Fund	13.25	14.87	7.19	0.77	0.66
Stock Sector Average	7.39	17.32	0.00	1.00	0.22

SPDR S&P 500 UCITS ETF £

Fund Composition



	(%)
Information Technology	28.15
Health Care	14.24
Consumer Discretionary	11.55
Communications	10.79
Financials	9.70
Industrials	8.30
Consumer Staples	7.01
Utilities	2.94
Real Estate	2.64
Others	4.68



	(%)
US Equities	100.00

Largest Holdings

Holdings	(%)
APPLE INC	6.68
MICROSOFT CORP	5.71
AMAZON.COM INC	4.81
FACEBOOK INC	2.27
ALPHABET INC	1.58

Holdings	(%)
ALPHABET INC	1.55
BERKSHIRE HATHAWAY INC	1.51
JOHNSON & JOHNSON	1.41
PROCTER & GAMBLE CO	1.24
VISA INC	1.21

* Data supplied by fund managers regarding fixed interests funds may not specify yield type. As the provision of redemption yield is an FCA regulatory requirement Novia assumes these are used.

Important Information

Performance details and yields are as at 30/09/2020. Performance figures are inclusive of net reinvested income. Source: FE. This document is designed only for professional investors and experienced advisers. The value of investments and the income gained may fluctuate. Investors may not get back the full amount invested. Past performance is not a guide to the future.