

Schroder Sterling Corp Bd Z Inc

Fund Information

Sector

IA Sterling Corporate Bond

Manager's Name

 Team
Jonathan Golan

Date Manager Appointed

Jun 2008

Launch Date

May 2012

Fund Size(£m)

£1103.13

Yield* (See page2)

4.00 %

XD Dates

Jul 01, Apr 01, Jan 02, Oct 01

Last Distribution

01/07/20 (XD Date)

28/08/20 (Pay Date)

1.23(Distribution)

OCF

0.62 %

Morningstar Analyst Rating

N/A

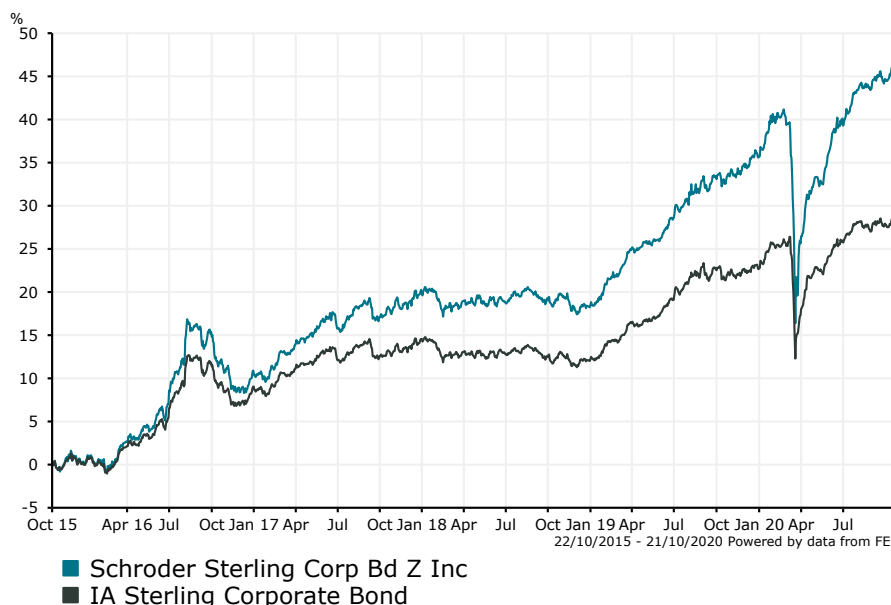
FE Crown Rating


Fund Aim

The fund aims to provide income and capital growth in excess of the Bank of America Merrill Lynch Sterling Corporate & Collateralised (Gross Total Return) index (after fees have been deducted) over a 3 to 5 year period by investing in bonds issued by UK companies and companies worldwide. The fund is actively managed and invests at least 80% of its assets in bonds denominated in sterling (or in other currencies and hedged back into sterling) and issued by UK companies and companies worldwide. The fund may also invest in bonds issued by governments, government agencies, and supra-nationals. The fund may invest up to 20% of its assets in below investment grade securities (as measured by Standard & Poor's or any other equivalent credit rating agencies) or in unrated securities. The fund may also invest directly or indirectly in other securities (including in other asset classes), countries, regions, industries or currencies, collective investment schemes (including Schroder funds), warrants and money market instruments, and hold cash. The fund may use derivatives with the aim of achieving investment gains, reducing risk or managing the fund more efficiently. The fund may use leverage and take short positions.

Sector: IA Sterling Corporate Bond

Performance



Discrete Performance - 12 months to 31/12/19

	2019	2018	2017	2016	2015
Fund	14.70	-1.70	8.44	10.90	-1.08
Stock Sector Average	9.49	-2.22	5.06	9.08	-0.27

Cumulative Performance to 30/09/20

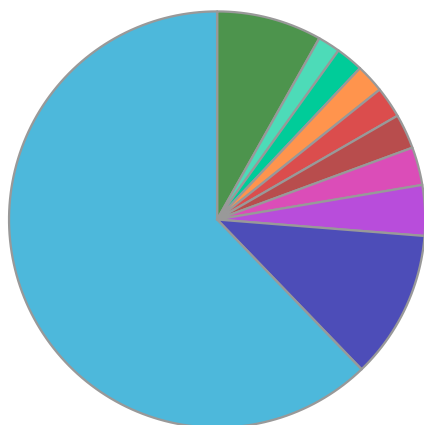
	1 Yr	2 Yrs	3 Yrs	4 Yrs	5 Yrs
Fund	8.53	21.32	23.68	25.43	45.35
Stock Sector Average	4.21	13.60	13.72	14.41	28.39

Performance Analysis - Annualised 3 years

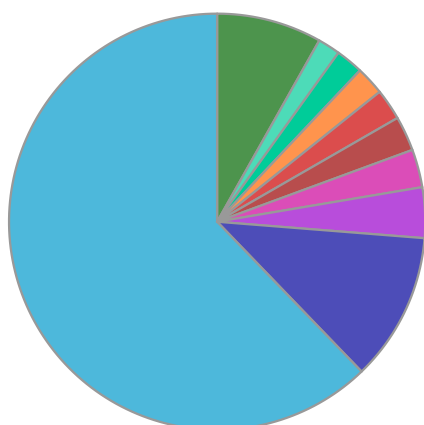
	Growth Rate %	Volatility	Alpha	Beta	Sharpe
Fund	7.34	7.94	1.26	1.39	0.48
Stock Sector Average	4.38	5.61	0.00	1.00	0.16

Schroder **Sterling Corp Bd Z Inc**

Fund Composition



	(%)
UK Corporate Fixed Interest	62.21
US Corporate Fixed Interest	11.53
Money Market	3.92
German Corporate Fixed Interest	2.95
French Corporate Fixed Interest	2.70
Luxembourg Corporate Fixed Interest	2.42
Dutch Corporate Fixed Interest	2.23
Czech Corporate Fixed Interest	2.13
Austrian Corporate Fixed Interest	1.74
Others	8.17



	(%)
UK	62.21
USA	11.53
Money Market	3.92
Germany	2.95
France	2.70
Luxembourg	2.42
Netherlands	2.23
Czech Republic	2.13
Austria	1.74
Others	8.17

Largest Holdings

Holdings	(%)
HM TREASURY UNITED KINGDOM DMO 0.625% CONV GILT 22/10/50 GBP0.01	1.91
LOGICOR FINANCING SARL 2.75% BDS 15/01/30 GBP100000	1.76
INTERMEDIATE CAPITAL GROUP 1.625% GTD NTS 17/02/27 EUR100000	1.75
HOUSING AND CARE TWY ONE 3.2880 08/11/2049 REGS	1.64
GRAINGER PLC 3.375% BDS 24/04/28 GBP100000	1.59

Holdings	(%)
PRUDENTIAL PLC 5.7000 19/12/2063 REGS	1.50
CPI PROPERTY GROUP 2.75% BDS 22/01/28 GBP100000	1.47
PEARSON FUNDING PLC 3.75% BDS 04/06/30 GBP100000	1.38
ABERTIS INFRAESTRUCTURAS SA 3.375% BDS 27/11/26 USD1000	1.33
CATALYST HOUSING LTD 3.125% SEC BDS 31/10/47 GBP100000	1.32

* Data supplied by fund managers regarding fixed interests funds may not specify yield type. As the provision of redemption yield is an FCA regulatory requirement Novia assumes these are used.

Important Information

Performance details and yields are as at 30/09/2020. Performance figures are inclusive of net reinvested income. Source: FE. This document is designed only for professional investors and experienced advisers. The value of investments and the income gained may fluctuate. Investors may not get back the full amount invested. Past performance is not a guide to the future.