

Schroder UK Alpha Income Z Acc

Fund Information

Sector

IA UK Equity Income

Manager's Name

Sue Noffke
Matt Bennison

Date Manager Appointed

Mar 2020

Launch Date

Dec 2012

Fund Size (£m)

£89.92

Yield* (See page2)

5.06 %

XD Dates

Jul 01, Jan 02

Last Distribution

01/07/20 (XD Date)
28/08/20 (Pay Date)
4.12(Distribution)

OCF

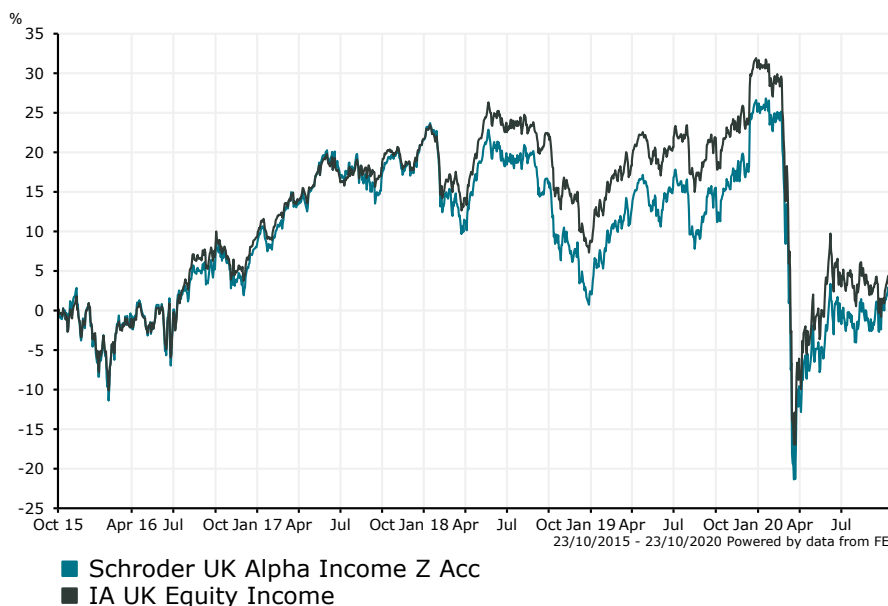
0.92 %

Fund Aim

The fund aims to provide income and capital growth in excess of the FTSE All Share (Gross Total Return) index (after fees have been deducted) over a 3 to 5 year period by investing in equities of UK companies.

Sector: IA UK Equity Income

Performance



Morningstar Analyst Rating
N/A

FE Crown Rating
👑👑👑👑👑

Discrete Performance - 12 months to 31/12/19

	2019	2018	2017	2016	2015
Fund	22.12	-15.70	12.51	7.56	5.11
Stock Sector Average	20.07	-10.54	11.32	8.84	6.20

Cumulative Performance to 30/09/20

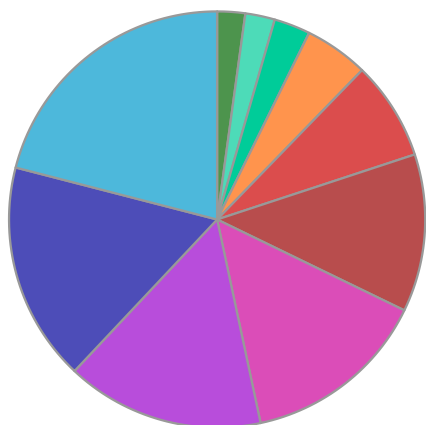
	1 Yr	2 Yrs	3 Yrs	4 Yrs	5 Yrs
Fund	-13.32	-13.75	-14.17	-4.84	4.33
Stock Sector Average	-17.24	-17.38	-14.54	-5.49	5.27

Performance Analysis - Annualised 3 years

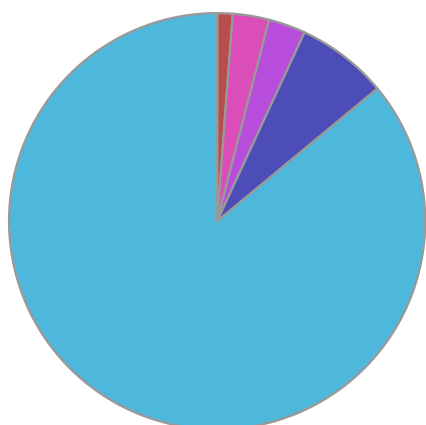
	Growth Rate %	Volatility	Alpha	Beta	Sharpe
Fund	-4.97	16.69	0.26	1.01	-0.01
Stock Sector Average	-5.10	16.15	0.00	1.00	-0.01

Schroder **UK Alpha Income Z Acc**

Fund Composition



	(%)
Financials	20.98
Consumer Services	17.00
Industrials	15.37
Basic Materials	14.46
Consumer Goods	12.25
Health Care	7.68
Utilities	4.97
Money Market	2.82
Others	2.30
Oil & Gas	2.17



	(%)
UK Equities	86.00
Australian Equities	7.10
South African Equities	2.88
Money Market	2.82
Portuguese Equities	1.19
International Equities	0.01

Largest Holdings

Holdings	(%)
GLAXOSMITHKLINE	7.68
BHP GROUP PLC	5.35
G4S PLC	5.03
RELX PLC	3.67
CRODA INTERNATIONAL PLC	3.57

Holdings	(%)
BRITISH AMERICAN TOBACCO	3.42
PETS AT HOME GROUP PLC	3.40
PRUDENTIAL PLC	3.24
ANGLO AMERICAN	2.88
TESCO	2.78

* Data supplied by fund managers regarding fixed interests funds may not specify yield type. As the provision of redemption yield is an FCA regulatory requirement Novia assumes these are used.

Important Information

Performance details and yields are as at 30/09/2020. Performance figures are inclusive of net reinvested income. Source: FE. This document is designed only for professional investors and experienced advisers. The value of investments and the income gained may fluctuate. Investors may not get back the full amount invested. Past performance is not a guide to the future.