

AXA Framlington Mgd Inc Z Gr Acc

Fund Information

Sector

IA Sterling Strategic Bond

Manager's Name

George Luckraft

Date Manager Appointed

Sep 2002

Launch Date

Apr 2012

Fund Size(£m)

£412.49

Yield* (See page2)

4.88 %

XD Dates

Jun 16, Mar 16, Dec 16, Sep 16

Last Distribution

16/06/20 (XD Date)

14/08/20 (Pay Date)

1.90(Distribution)

OCF

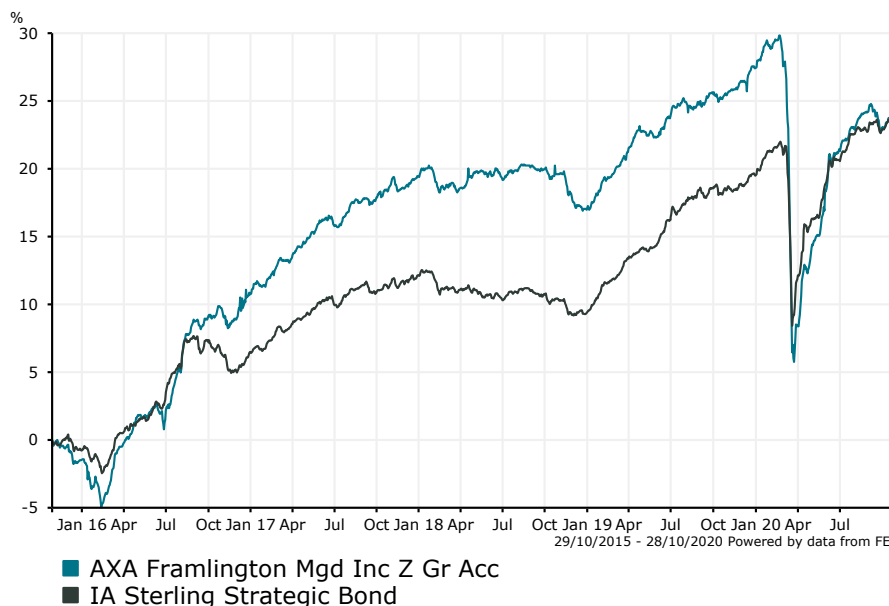
0.59 %

Fund Aim

The aim of this Fund is to produce a high income with potential for long-term growth of capital.

Sector: IA Sterling Strategic Bond

Performance



Discrete Performance - 12 months to 31/12/19

	2019	2018	2017	2016	2015
Fund	8.93	-2.08	7.89	12.40	1.54
Stock Sector Average	9.26	-2.49	5.31	7.33	-0.19

Cumulative Performance to 30/09/20

	1 Yr	2 Yrs	3 Yrs	4 Yrs	5 Yrs
Fund	-2.09	2.55	4.46	12.83	23.63
Stock Sector Average	3.59	10.93	10.81	14.43	24.00

Performance Analysis - Annualised 3 years

	Growth Rate %	Volatility	Alpha	Beta	Sharpe
Fund	1.47	10.05	-4.02	1.69	0.00
Stock Sector Average	3.48	5.72	0.00	1.00	0.00

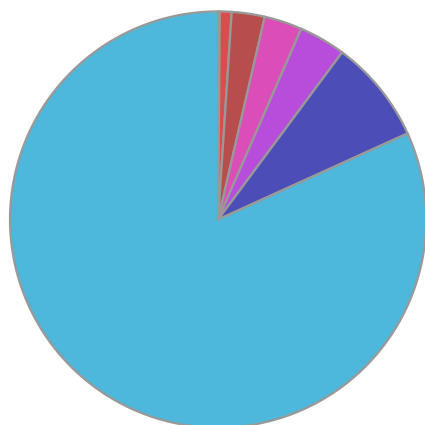
Morningstar Analyst Rating

N/A

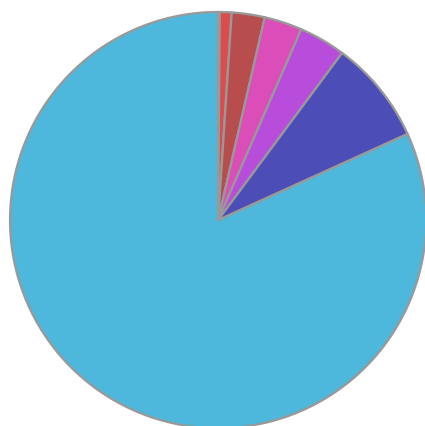
FE Crown Rating


AXA Framlington Mgd Inc Z Gr Acc

Fund Composition



	(%)
UK Corporate Fixed Interest	81.79
UK Equities	8.05
Global Corporate Fixed Interest	3.62
Money Market	2.94
International Equities	2.56
Others	0.91
Global Government Fixed Interest	0.13



	(%)
UK	81.79
UK	8.05
International	3.62
Money Market	2.94
International	2.56
Others	0.91
International	0.13

Largest Holdings

Holdings	(%)
TULLETT PREBON PLC 5.25% 01/26/2024	2.05
ESURE GROUP PLC 6.75% SUB NTS 19/12/24 GBP100000	2.02
GO-AHEAD GROUP PLC 2.5% 07/06/2024	2.02
DIRECT LINE INSURANCE GROUP PLC	2.01
YORKSHIRE BUILDING SOCIETY FXD RTE RESET T2 SUB NTS 13/09/28 GBP	1.99

Holdings	(%)
VIRIDIAN GROUP PLC 4.75% BDS 15/09/24 GBP100000	1.98
ARROW GLOBAL FINANCE PLC 5.125% BDS 15/09/24 GBP10000 REG S	1.97
B.A.T.INTERNATIONAL FINANCE 2.25% GTD NTS 09/09/52 GBP100000	1.96
M&G PLC 5% DATED NTS 20/07/55 GBP100000 2	1.96
VODAFONE GROUP PLC VAR 10/03/2078	1.95

* Data supplied by fund managers regarding fixed interests funds may not specify yield type. As the provision of redemption yield is an FCA regulatory requirement Novia assumes these are used.

Important Information

Performance details and yields are as at 30/09/2020. Performance figures are inclusive of net reinvested income. Source: FE. This document is designed only for professional investors and experienced advisers. The value of investments and the income gained may fluctuate. Investors may not get back the full amount invested. Past performance is not a guide to the future.