

AXA Framlington UK Sel Opps ZI Inc

Fund Information

Sector
IA UK All Companies

Manager's Name
Chris St John

Date Manager Appointed
Jan 2019

Launch Date
Apr 2012

Fund Size (£m)
£976.82

Yield* (See page2)
1.35 %

XD Dates
Mar 16, Sep 16

Last Distribution
16/03/20 (XD Date)
15/05/20 (Pay Date)
0.97(Distribution)

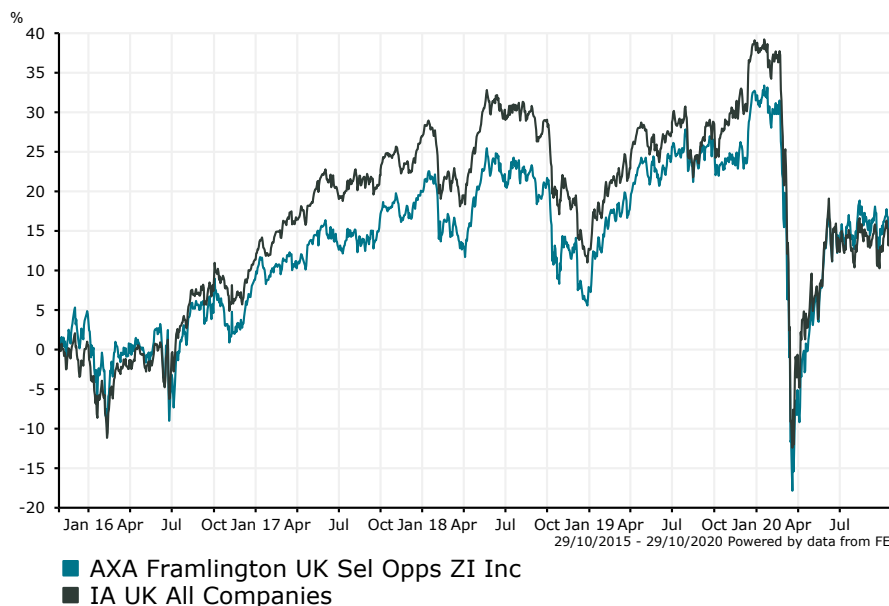
OCF
0.83 %

Fund Aim

The aim of this Fund is to provide long-term capital growth.

Sector: IA UK All Companies

Performance



Morningstar Analyst Rating
Bronze

FE Crown Rating
★★★★★

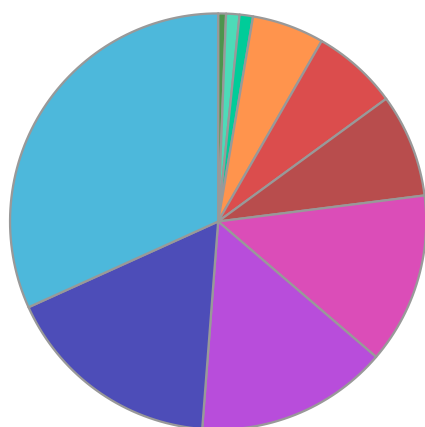
Discrete Performance - 12 months to 31/12/19					
	2019	2018	2017	2016	2015
Fund	21.86	-10.08	10.29	4.15	9.11
Stock Sector Average	22.24	-11.19	13.99	10.82	4.86

Cumulative Performance to 30/09/20					
	1 Yr	2 Yrs	3 Yrs	4 Yrs	5 Yrs
Fund	-9.11	-5.09	-1.53	9.60	18.36
Stock Sector Average	-12.76	-12.78	-7.95	4.61	16.90

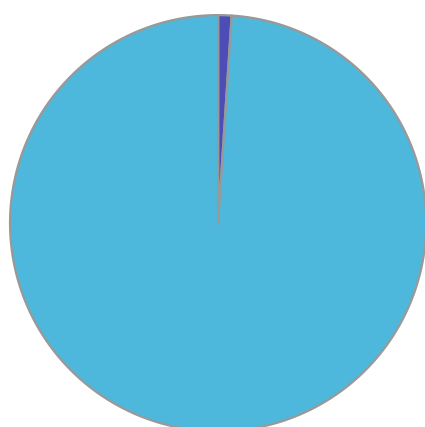
Performance Analysis - Annualised 3 years					
	Growth Rate %	Volatility	Alpha	Beta	Sharpe
Fund	-0.51	17.59	2.40	1.02	-0.01
Stock Sector Average	-2.72	16.89	0.00	1.00	-0.01

AXA Framlington UK Sel Opps ZI Inc

Fund Composition



	(%)
Industrials	31.76
Health Care	17.02
Consumer Services	14.94
Financials	13.28
Consumer Goods	8.04
Oil & Gas	6.67
Technology	5.60
Basic Materials	1.04
Money Market	1.04
Others	0.61



	(%)
UK Equities	98.96
Money Market	1.04

Largest Holdings

Holdings	(%)
ASTRAZENECA PLC	4.80
EXPERIAN PLC	4.02
GLAXOSMITHKLINE	3.98
LONDON STOCK EXCHANGE GROUP	3.89
RENTOKIL INITIAL PLC	3.85

Holdings	(%)
DIAGEO	3.46
FUTURE PLC	3.36
RECKITT BENCKISER GROUP PLC	3.02
SPIRENT COMMUNICATIONS	2.87
DUNELM GROUP PLC	2.85

* Data supplied by fund managers regarding fixed interests funds may not specify yield type. As the provision of redemption yield is an FCA regulatory requirement Novia assumes these are used.

Important Information

Performance details and yields are as at 30/09/2020. Performance figures are inclusive of net reinvested income. Source: FE. This document is designed only for professional investors and experienced advisers. The value of investments and the income gained may fluctuate. Investors may not get back the full amount invested. Past performance is not a guide to the future.