

## Ninety One Caut Mgd I Inc£

### Fund Information

**Sector**

IA Mixed Investment 20-60% Shares

**Manager's Name**

 John Stopford  
 Jason Borbora-Sheen

**Date Manager Appointed**

Apr 2020

**Launch Date**

May 2012

**Fund Size(£m)**

£1060.40

**Yield\*** (See page2)

0.86 %

**XD Dates**

Jul 01, Apr 01, Jan 02, Oct 01

**Last Distribution**

 01/07/20 (XD Date)  
 28/08/20 (Pay Date)  
 0.46(Distribution)

**OCF**

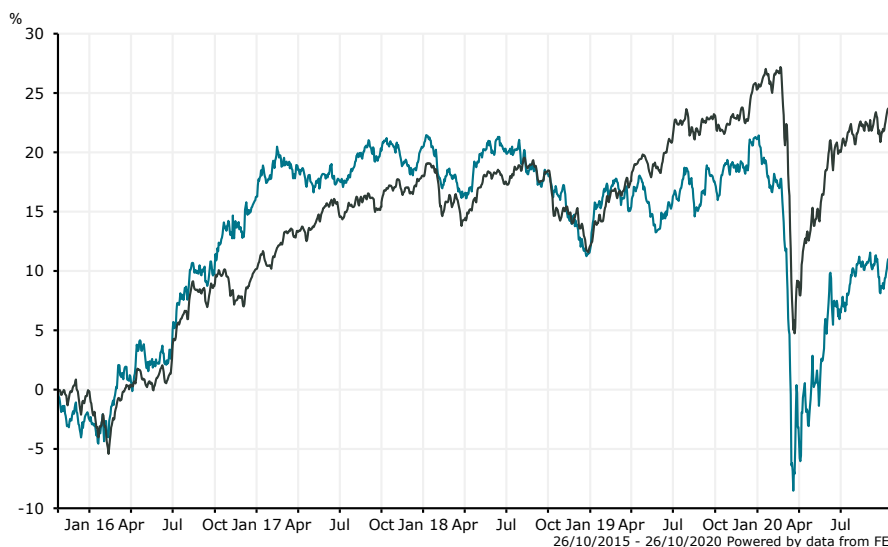
0.85 %

### Fund Aim

The Fund aims to provide capital growth (to grow the value of your investment) and income over at least 5 years. The Fund targets a return of UK Consumer Prices Index (CPI) +4% each year (before fees), over 5-year rolling periods. While the Fund aims to achieve its objective and its performance target, there is no guarantee that either will be achieved, over 5-year rolling periods or over any period and there is a risk of loss. The Fund invests primarily (at least two-thirds) in the shares of companies, and bonds (or similar debt-based assets) of borrowers, around the world. These bonds will be investment grade (have a relatively high credit rating).

**Sector:** IA Mixed Investment 20-60% Shares

### Performance



■ Ninety One Caut Mgd I Inc£  
 ■ IA Mixed Investment 20-60% Shares

**Morningstar Analyst Rating**

N/A

**FE Crown Rating**

**Discrete Performance - 12 months to 31/12/19**

|                      | 2019  | 2018  | 2017 | 2016  | 2015  |
|----------------------|-------|-------|------|-------|-------|
| Fund                 | 8.55  | -7.34 | 3.57 | 19.12 | -2.17 |
| Stock Sector Average | 11.84 | -5.10 | 7.16 | 10.32 | 1.21  |

**Cumulative Performance to 30/09/20**

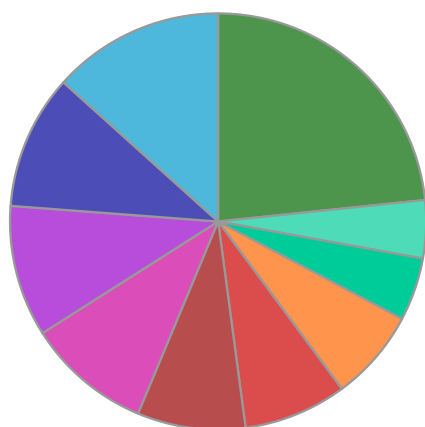
|                      | 1 Yr  | 2 Yrs | 3 Yrs | 4 Yrs | 5 Yrs |
|----------------------|-------|-------|-------|-------|-------|
| Fund                 | -7.62 | -8.14 | -9.76 | -1.03 | 12.21 |
| Stock Sector Average | -1.19 | 2.77  | 5.45  | 11.94 | 25.49 |

**Performance Analysis - Annualised 3 years**

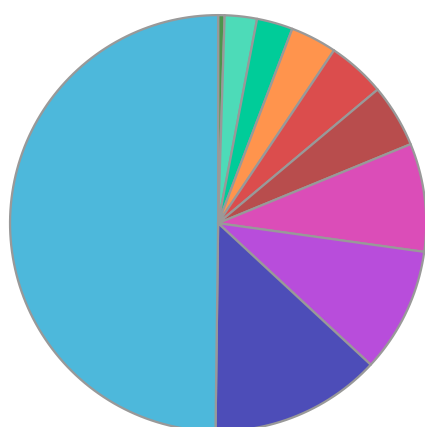
|                      | Growth Rate % | Volatility | Alpha | Beta | Sharpe |
|----------------------|---------------|------------|-------|------|--------|
| Fund                 | -3.36         | 11.21      | -5.19 | 1.19 | -0.01  |
| Stock Sector Average | 1.78          | 8.49       | 0.00  | 1.00 | 0.00   |

**Ninety One Caut Mgd I Inc£**

**Fund Composition**



|                                  | (%)   |
|----------------------------------|-------|
| High Yield Bond                  | 13.34 |
| Financials                       | 10.46 |
| Health Care                      | 10.21 |
| Investment Grade Corporate Bonds | 9.70  |
| Government Bonds                 | 8.40  |
| Consumer Staples                 | 8.02  |
| Industrials                      | 7.12  |
| Money Market                     | 4.90  |
| Debt                             | 4.50  |
| Others                           | 23.35 |



|  | (%)   |
|--|-------|
| International Equities                             | 49.80 |
| Global High Yield Fixed Interest                   | 13.30 |
| Global Investment Grade Fixed Interest             | 9.70  |
| Global Developed Markets Government Fixed Interest | 8.40  |
| Money Market                                       | 4.90  |
| Global Emerging Market Fixed Interest              | 4.50  |
| Commodity & Energy                                 | 3.60  |
| Property   | 2.80  |
| Others   | 2.50  |
| Global Emerging Market Fixed Interest              | 0.50  |

**Largest Holdings**

| Holdings               | (%)  |
|------------------------|------|
| IBERDROLA SA           | 2.20 |
| PROCTER & GAMBLE CO    | 1.80 |
| SAMSUNG ELECTRONICS CO | 1.80 |
| MEDTRONIC INC          | 1.70 |
| 3I INFRASTRUCTURE PLC  | 1.70 |

| Holdings               | (%)  |
|------------------------|------|
| VINCI SA               | 1.60 |
| BAYER AG               | 1.50 |
| MCKESSON CORP          | 1.50 |
| JOHNSON & JOHNSON      | 1.50 |
| TOKIO MARINE HLDGS INC | 1.40 |

\* Data supplied by fund managers regarding fixed interests funds may not specify yield type. As the provision of redemption yield is an FCA regulatory requirement Novia assumes these are used.

**Important Information**

Performance details and yields are as at 30/09/2020. Performance figures are inclusive of net reinvested income. Source: FE. This document is designed only for professional investors and experienced advisers. The value of investments and the income gained may fluctuate. Investors may not get back the full amount invested. Past performance is not a guide to the future.