

7IM Cautious C Inc

Fund Information

Sector

IA Mixed Investment 0-35% Shares

Manager's Name

7IM - Investment Team

Date Manager Appointed

Sep 2015

Launch Date

Apr 2015

Fund Size (£m)

£42.49

Yield* (See page2)

1.50 %

XD Dates

Jun 01, Dec 02

Last Distribution

01/06/20 (XD Date)

31/07/20 (Pay Date)

0.61(Distribution)

OCF

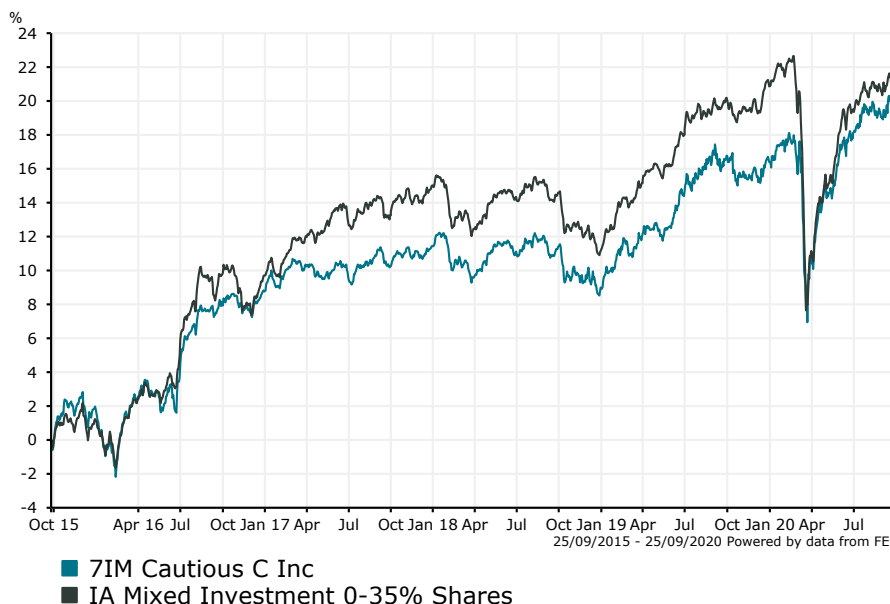
0.92 %

Fund Aim

The fund aims to provide a return by way of income with some capital growth.

Sector: IA Mixed Investment 0-35% Shares

Performance



■ 7IM Cautious C Inc
■ IA Mixed Investment 0-35% Shares

Morningstar Analyst Rating
N/A

FE Crown Rating
★★★★★

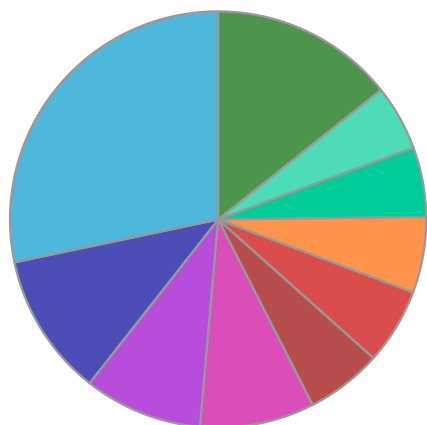
Discrete Performance - 12 months to 31/12/19					
	2019	2018	2017	2016	2015
Fund	6.80	-2.20	2.47	6.81	-
Stock Sector Average	8.72	-3.35	4.84	8.47	0.38

Cumulative Performance to 31/08/20					
	1 Yr	2 Yrs	3 Yrs	4 Yrs	5 Yrs
Fund	1.68	6.63	7.30	10.57	17.88
Stock Sector Average	0.62	4.84	5.53	9.91	20.07

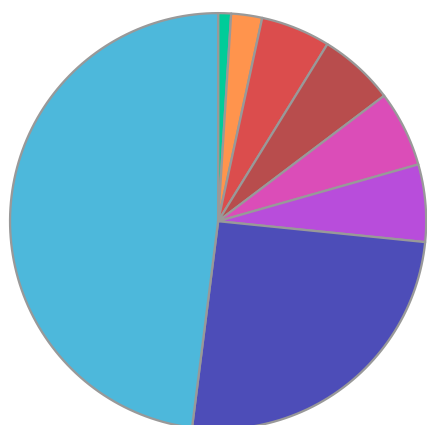
Performance Analysis - Annualised 3 years					
	Growth Rate %	Volatility	Alpha	Beta	Sharpe
Fund	2.38	4.69	0.94	0.78	0.00
Stock Sector Average	1.81	5.78	0.00	1.00	0.00

71M Cautious C Inc

Fund Composition



	(%)
Global Corporate Fixed Interest	28.30
Global Corporate Fixed Interest	11.10
Alternative Investment Strategies	9.20
Global Government Fixed Interest	8.90
Money Market	5.90
Global Index Linked	5.90
UK Equities	5.90
US Equities	5.40
Global Government Fixed Interest	5.10
Others	14.30



	(%)
International	48.00
Not Specified	25.40
Global Emerging Markets	6.00
Money Market	5.90
UK	5.90
USA	5.40
Europe	2.40
Japan	1.00

Largest Holdings

Holdings	(%)
ISHARES OVERSEAS CORPORATE BOND FUND	14.90
UBS STERLING CORPORATE BOND INDEX	10.60
HSBC CORPORATE BOND INDEX	8.30
ISHARES OVERSEAS GOVT BOND FUND	5.90
FTSE 100 IDX FUT SEP 20	5.30

Holdings	(%)
ANGEL OAKS MULTI-STRATEGY	5.00
BLACKROCK GLOBAL IL BOND	4.90
HSBC GOVERNMENT BOND INDEX	3.00
INVESCO AT1 CAPITAL BOND	3.00
JPM DIVERSIFIED FX VALUE STRATEGY	2.80

* Data supplied by fund managers regarding fixed interests funds may not specify yield type. As the provision of redemption yield is an FCA regulatory requirement Novia assumes these are used.

Important Information

Performance details and yields are as at 31/08/2020. Performance figures are inclusive of net reinvested income. Source: FE. This document is designed only for professional investors and experienced advisers. The value of investments and the income gained may fluctuate. Investors may not get back the full amount invested. Past performance is not a guide to the future.