

Smith & Williamson Nth Am Eq B I

Fund Information

Sector

IA North America

Manager's Name

Tim Day

Date Manager Appointed

May 2015

Launch Date

Jun 2011

Fund Size(£m)

£91.00

Yield* (See page2)

0.41 %

XD Dates

Jun 01, Dec 02

Last Distribution

01/06/20 (XD Date)

20/07/20 (Pay Date)

0.61(Distribution)

OCF

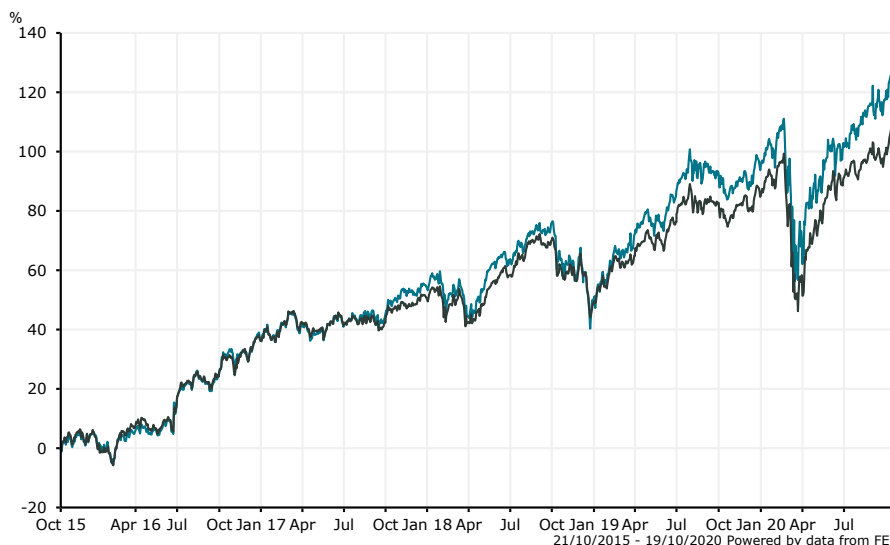
0.70 %

Fund Aim

To achieve long-term growth of capital primarily through investment in securities quoted on markets in North America. In order to achieve the Fund's objective, the strategy will be to invest in a wide range of companies, large and small, which reflect growth opportunities in various sectors of the North American and global economies.

Sector: IA North America

Performance



■ Smith & Williamson Nth Am Eq B I
■ IA North America

Morningstar Analyst Rating

N/A

FE Crown Rating

👑👑👑👑👑

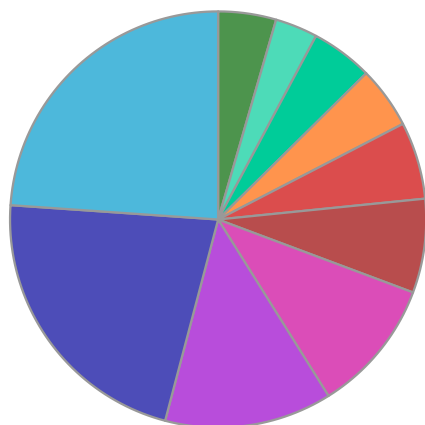
Discrete Performance - 12 months to 31/12/19					
	2019	2018	2017	2016	2015
Fund	29.09	-2.79	12.72	30.08	-0.76
Stock Sector Average	24.41	-1.37	10.53	29.31	4.18

Cumulative Performance to 30/09/20					
	1 Yr	2 Yrs	3 Yrs	4 Yrs	5 Yrs
Fund	12.65	24.02	51.01	75.37	129.41
Stock Sector Average	9.12	17.24	39.90	60.37	108.57

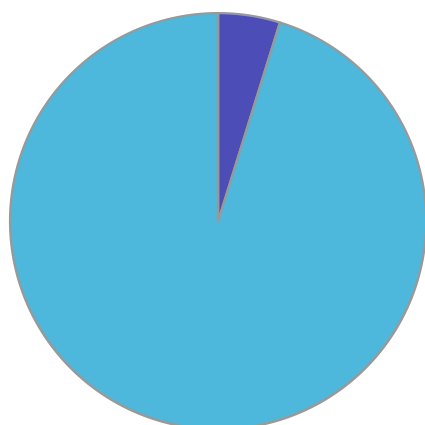
Performance Analysis - Annualised 3 years					
	Growth Rate %	Volatility	Alpha	Beta	Sharpe
Fund	14.73	15.67	2.98	0.97	0.72
Stock Sector Average	11.84	15.60	0.00	1.00	0.53

Smith & Williamson **Nth Am Eq B I**

Fund Composition



	(%)
Information Technology	23.90
Industrials	22.00
Health Care	13.00
Consumer Discretionary	10.40
Communications	7.30
Consumer Staples	6.00
Money Market	4.80
Financials	4.80
Real Estate	3.30
Others	4.50



	(%)
North American Equities	95.20
Money Market	4.80

Largest Holdings

Holdings	(%)
MICROSOFT CORP	6.20
ALPHABET INC	5.00
NVIDIA CORP	4.30
LOWES COMPANIES INC	4.30
DANAHER CORP	3.80

Holdings	(%)
UNITEDHEALTH GROUP INC	3.60
HONEYWELL INTERNATIONAL INC	3.30
SBA COMMUNICATIONS	3.30
GENERAC HLDGS	3.30
WALMART CHILE	3.20

* Data supplied by fund managers regarding fixed interests funds may not specify yield type. As the provision of redemption yield is an FCA regulatory requirement Novia assumes these are used.

Important Information

Performance details and yields are as at 30/09/2020. Performance figures are inclusive of net reinvested income. Source: FE. This document is designed only for professional investors and experienced advisers. The value of investments and the income gained may fluctuate. Investors may not get back the full amount invested. Past performance is not a guide to the future.