

## Merian UK Equity Income R I£

### Fund Information

**Sector**

IA UK Equity Income

**Manager's Name**

Ed Meier

**Date Manager Appointed**

Dec 2016

**Launch Date**

Nov 2012

**Fund Size(£m)**

£52.31

**Yield\*** (See page2)

4.88 %

**XD Dates**

Aug 03, May 01, Feb 03, Nov 01

**Last Distribution**

03/08/20 (XD Date)

30/09/20 (Pay Date)

0.77(Distribution)

**OCF**

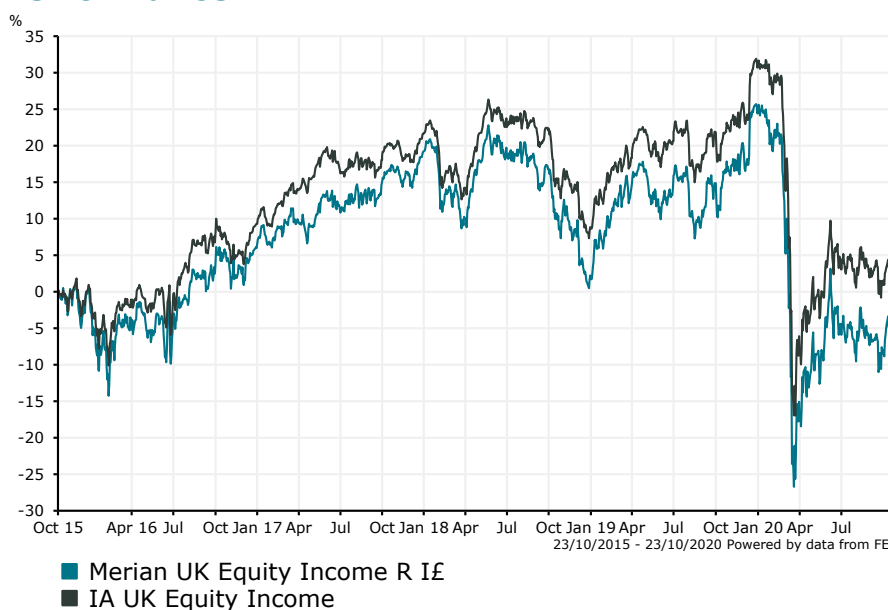
0.90 %

### Fund Aim

To achieve income and capital growth. In seeking to achieve its investment objective the fund will aim to deliver an income, net of fees, greater than the yield of the FTSE All-Share Index and a total return (i.e. a combination of income and capital growth), net of fees, greater than the average return of the IA UK Equity Income sector over rolling 3 year periods. The fund primarily invests (at least 70%) in a portfolio of UK equities.

**Sector:** IA UK Equity Income

### Performance


**Morningstar Analyst Rating**

N/A

**FE Crown Rating**

**Discrete Performance - 12 months to 31/12/19**

	2019	2018	2017	2016	2015
Fund	21.71	-14.21	12.44	6.28	4.19
Stock Sector Average	20.07	-10.54	11.32	8.84	6.20

**Cumulative Performance to 30/09/20**

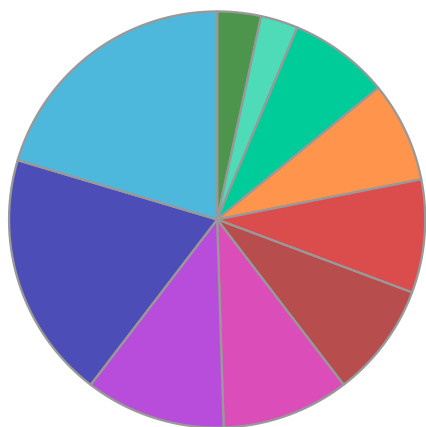
	1 Yr	2 Yrs	3 Yrs	4 Yrs	5 Yrs
Fund	-20.38	-21.68	-20.20	-10.76	-4.68
Stock Sector Average	-17.24	-17.38	-14.54	-5.49	5.27

**Performance Analysis - Annualised 3 years**

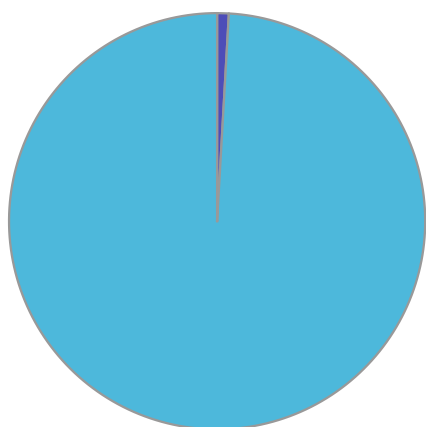
	Growth Rate %	Volatility	Alpha	Beta	Sharpe
Fund	-7.25	18.62	-1.26	1.14	-0.02
Stock Sector Average	-5.10	16.15	0.00	1.00	-0.01

Merian **UK Equity Income R £**

**Fund Composition**



	(%)
Financials	20.40
Consumer Services	19.20
Industrials	10.90
Oil & Gas	9.90
Consumer Goods	8.90
Utilities	8.80
Basic Materials	7.80
Health Care	7.80
Technology	2.90
Others	3.40



	(%)
UK Equities	99.10
Money Market	0.90

**Largest Holdings**

Holdings	(%)
DRAX GROUP PLC	5.00
GLAXOSMITHKLINE	4.80
DIVERSIFIED GAS & OIL PLC	4.40
GVC HLDGS PLC	3.40
PETS AT HOME GROUP PLC	3.20

Holdings	(%)
TESCO	3.10
ASTRAZENECA PLC	3.10
SSE PLC	3.00
IMPERIAL BRANDS PLC	2.90
WHITBREAD PLC	2.90

\* Data supplied by fund managers regarding fixed interests funds may not specify yield type. As the provision of redemption yield is an FCA regulatory requirement Novia assumes these are used.

**Important Information**

Performance details and yields are as at 30/09/2020. Performance figures are inclusive of net reinvested income. Source: FE. This document is designed only for professional investors and experienced advisers. The value of investments and the income gained may fluctuate. Investors may not get back the full amount invested. Past performance is not a guide to the future.