

Merian Global Equity R A£

Fund Information

Sector
IA Global

Manager's Name
Ian Heslop
Amadeo Alentorn
Mike Servent

Date Manager Appointed
Nov 2007

Launch Date
Jan 2013

Fund Size (£m)
£875.32

Yield* (See page2)
0.75 %

XD Dates
Nov 01

Last Distribution
01/11/19 (XD Date)
31/12/19 (Pay Date)
2.19(Distribution)

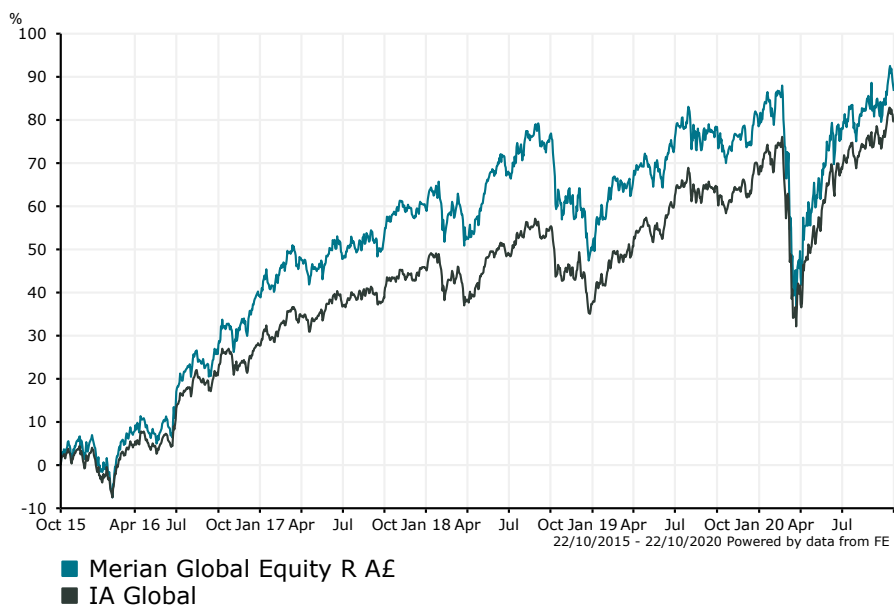
OCF
1.00 %

Fund Aim

To seek to achieve capital growth by delivering a return, net of fees, greater than that of the MSCI World Index with net dividends reinvested over rolling 3 year periods. The fund primarily invests (at least 70%) in a diversified portfolio of equities in developed markets globally.

Sector: IA Global

Performance



Morningstar Analyst Rating
N/A

FE Crown Rating
★★★★★

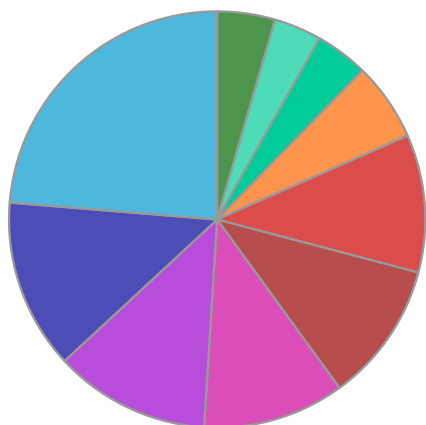
Discrete Performance - 12 months to 31/12/19					
	2019	2018	2017	2016	2015
Fund	19.17	-6.30	14.80	31.20	9.05
Stock Sector Average	21.92	-5.72	14.02	23.33	2.77

Cumulative Performance to 30/09/20					
	1 Yr	2 Yrs	3 Yrs	4 Yrs	5 Yrs
Fund	3.20	4.08	20.48	45.90	91.11
Stock Sector Average	7.19	13.60	26.81	45.73	83.83

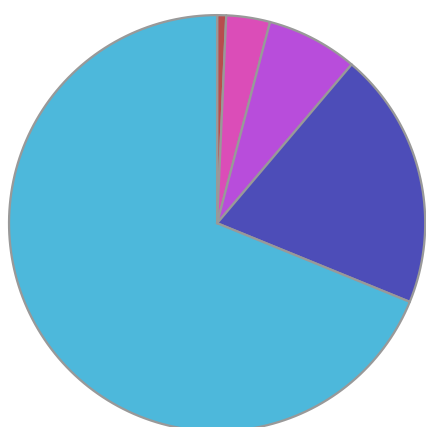
Performance Analysis - Annualised 3 years					
	Growth Rate %	Volatility	Alpha	Beta	Sharpe
Fund	6.41	15.58	-2.37	1.11	0.19
Stock Sector Average	8.24	13.76	0.00	1.00	0.34

Merian Global Equity R A£

Fund Composition



	(%)
Information Technology	23.70
Health Care	13.20
Financials	12.10
Industrials	11.00
Consumer Discretionary	10.90
Communications	10.70
Consumer Staples	6.10
Utilities	4.10
Materials	3.70
Others	4.50



	(%)
North American Equities	68.90
European Equities	20.00
Japanese Equities	7.10
Asia Pacific ex Japan Equities	3.40
Middle East & African Equities	0.70
Money Market	-0.10

Largest Holdings

Holdings	(%)
APPLE INC	4.40
MICROSOFT CORP	3.90
AMAZON.COM INC	3.20
FACEBOOK INC	1.50
ALPHABET INC	1.50

Holdings	(%)
PROCTER & GAMBLE COMPANY	1.40
VISA INC	1.30
ROCHE HLDG AG	1.20
ALPHABET INC. CLASS C	1.00
MASTERCARD INC	0.90

* Data supplied by fund managers regarding fixed interests funds may not specify yield type. As the provision of redemption yield is an FCA regulatory requirement Novia assumes these are used.

Important Information

Performance details and yields are as at 30/09/2020. Performance figures are inclusive of net reinvested income. Source: FE. This document is designed only for professional investors and experienced advisers. The value of investments and the income gained may fluctuate. Investors may not get back the full amount invested. Past performance is not a guide to the future.