

## BMO Responsible Stg Corp Bd 2 Inc

### Fund Information

**Sector**

IA Sterling Corporate Bond

**Manager's Name**

BMO GAM (EMEA) Credit Team

**Date Manager Appointed**

Sep 2018

**Launch Date**

Oct 2007

**Fund Size (£m)**

£199.99

**Yield\*** (See page2)

1.90 %

**XD Dates**

Sep 01, Mar 02

**Last Distribution**

01/09/20 (XD Date)

30/10/20 (Pay Date)

1.22(Distribution)

**OCF**

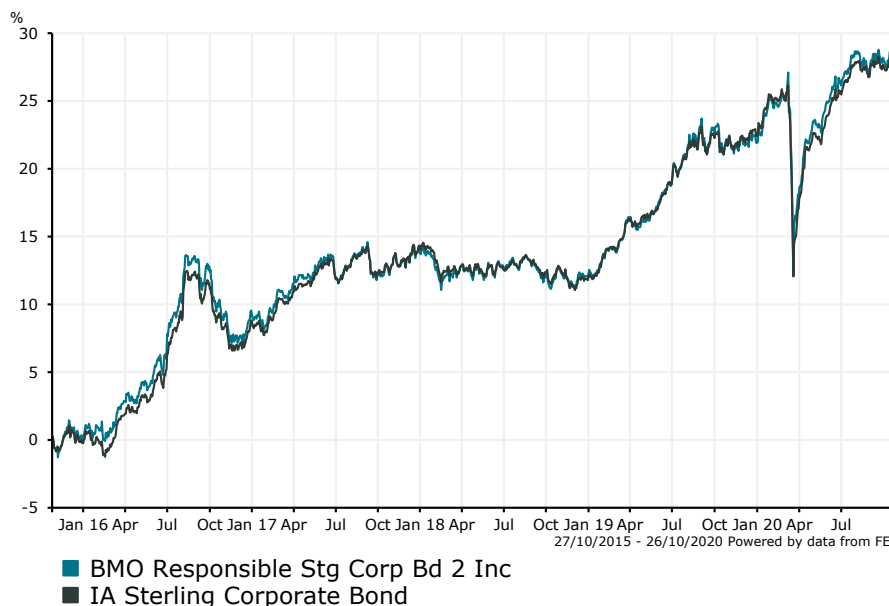
0.57 %

### Fund Aim

The Fund aims to achieve an income return, with some capital growth.

**Sector:** IA Sterling Corporate Bond

### Performance



#### Discrete Performance - 12 months to 31/12/19

	2019	2018	2017	2016	2015
Fund	8.84	-1.89	4.19	9.55	0.43
Stock Sector Average	9.49	-2.22	5.06	9.08	-0.27

#### Cumulative Performance to 30/09/20

	1 Yr	2 Yrs	3 Yrs	4 Yrs	5 Yrs
Fund	4.27	14.28	14.31	13.63	29.08
Stock Sector Average	4.21	13.60	13.72	14.41	28.39

#### Performance Analysis - Annualised 3 years

	Growth Rate %	Volatility	Alpha	Beta	Sharpe
Fund	4.56	5.54	0.28	0.98	0.19
Stock Sector Average	4.38	5.61	0.00	1.00	0.16

**Morningstar Analyst Rating**

N/A

**FE Crown Rating**



**Morningstar Analyst Rating**

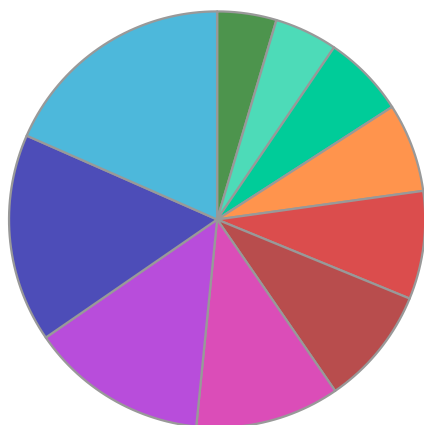
N/A

**FE Crown Rating**

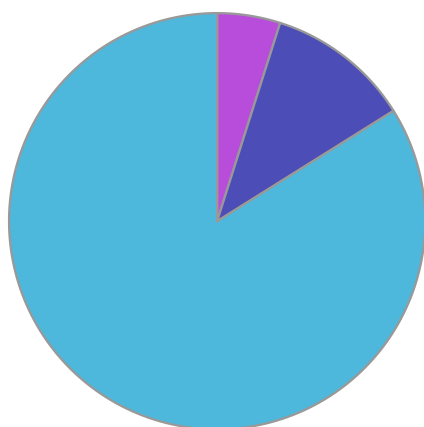


**BMO Responsible Stg Corp Bd 2 Inc**

**Fund Composition**



	(%)
Others	18.40
Utilities	16.20
Banks	13.80
Government Agency Bonds	11.20
Real Estate	9.20
Consumer Discretionary	8.40
Communications	6.90
Banks	6.40
Money Market	4.90
Life Insurance	4.60



	(%)
UK Corporate Fixed Interest	83.90
UK Gilts	11.20
Money Market	4.90

**Largest Holdings**

Holdings	(%)
KFW GOVT GUARANT 06/32 5.75	3.30
EUROPEAN INVESTMENT BANK SR UNSECURED 04/39 5	2.30
EUROPEAN INVESTMENT BANK 3.875% BDS 08/06/37 GBP1000	1.50
EAST JAPAN RAILWAY CO 4.75% MTN 08/12/31 GBP50000	0.90
BANK OF AMERICA CORP 7% SNR NTS 31/07/28 GBP50000	0.90

Holdings	(%)
AMGEN INC 5.5% BDS 07/12/26 GBP100000	0.90
EUROFIMA 0.15% INSTS 10/10/34 EUR100000	0.90
NETWORK RAIL INFRASTRUCTURE FINANCE 4.75% NTS 22/01/24 GBP1000	0.70
WESTPAC BANKING CORP 2.125% INST 02/05/25 GBP100000	0.70
COVENTRY BUILDING SOCIETY 1% SNR PFD NTS 21/09/25 GBP100000	0.70

\* Data supplied by fund managers regarding fixed interests funds may not specify yield type. As the provision of redemption yield is an FCA regulatory requirement Novia assumes these are used.

**Important Information**

Performance details and yields are as at 30/09/2020. Performance figures are inclusive of net reinvested income. Source: FE. This document is designed only for professional investors and experienced advisers. The value of investments and the income gained may fluctuate. Investors may not get back the full amount invested. Past performance is not a guide to the future.